



sample PaK

AGE LEVEL: Grades 5 & 6

THEME: Whozit?

*13 lessons that illustrate the
names of God and Jesus*

- ✓ **OVERVIEW OF BUZZ**
- ✓ **HOW BUZZ WORKS**
- ✓ **SAMPLE LESSON:**
 - Leader Devotion
 - Directions
 - Bible Buzz Cards
 - Faith Buzz @ Home
- ✓ **HOW TO GET STARTED**

Discover Buzz—the *instant* Sunday school—
where all you prepare is your heart.



GET KIDS

bUZZiNg AbOuT GoD!



KAREN loves kids. Loves 'em! She's always been one of the first to volunteer to help in your children's ministry. But the hours of preparation and study are wearing her down. And lately it seems she's usually busy on Sundays.

THEN you heard the buzz about a curriculum they called "instant." Could a no-prep Sunday school actually work?

NOW Karen just opens the box and gets going. She's free to do what she does best—share her love of Jesus with kids...and change their lives forever.

GETTING more volunteers—and keeping them longer—is something you don't have to worry about anymore. You can aspire for more in children's ministry with Buzz Sunday school.

SWEET!

All you prEpare iS YoUr hEaRt!

Volunteers love it because it's easy. Kids love it because it's different every week. YOU'LL love it because...

- Buzz is perfect for busy volunteers. Since all they prepare is their heart, you'll never burn them out.
- Buzz keeps kids' attention with Bible stories they haven't heard before—those less often told but just as memorable. Children learn in their own style, and they choose which way the lesson goes.
- You simply open the box and go. Teachers follow the lesson step by step, experiencing God's Word together with the kids.

Group's Buzz Sunday school curriculum gives you everything you need to be a super success. And best of all, you'll bring kids closer to Jesus!



What's Inside...

| | |
|--------------------------|-------|
| Overview | 2 |
| How Buzz Works | 4 |
| Leader Devotions | 5 |
| Directions | 6-9 |
| Bible Buzz Cards | 10-15 |
| Faith Buzz at Home | 16 |
| Getting Started | 17 |



SEE WHY **BUZZ** WILL WORK FOR YOU!

- ✓ **5 AGE LEVELS:** Preschool, Pre-K&K, Grades 1&2, Grades 3&4, Grades 5&6
- ✓ **SCOPE AND SEQUENCE:** 2 years
- ✓ **FORMAT:** Classroom setting
- ✓ **LENGTH:** 45 – 60 minutes



Check out this
2-minute overview.



How **buZZ** works in the classRoom:

The Directions lead you step by step through these six steps each week. (See page 6)



#1

BUZZ BOND

This relationship-building time helps your leaders and kids get to know one another.
(5-10 minutes)

#2

GOD SIGHTINGS®

Kids learn how to see God in everyday circumstances throughout their week.
(up to 5 minutes)

#3

BIBLE BUZZ

What makes Buzz so special is the unique way Bible activities lead children deeply into God's Word. Every activity leads to one Point for the week.
(25-30 minutes)

#4

BUZZ IN ACTION

The Point doesn't stay at church. Kids learn to live out God's Word personally by applying what they learn in the coming week.
(5-10 minutes)

#5

LET'S PRAY

Buzz takes prayer to a whole new level. Buzz teaches kids how to pray with age-appropriate prayer starters.
(5-10 minutes)

FAITH BUZZ AT HOME

Faith Buzz at Home helps parents and kids keep faith conversations going all week long!

WHAT OUR FRIENDS IN MINISTRY ARE SAYING...

"As a new teacher, I'm so thankful to have Buzz. It is perfect for our class. The children really enjoy it, as well!"

—Sandy M., Children's Ministry Director, Nine Mile Falls, WA

THEME:

Whozit? 13 lessons that illustrate the names of God and Jesus

(each age level has a new theme each quarter)

Week II: February 10**God Is the Potter. We Are His Clay** JEREMIAH 18:1-17 *We rely on God's plan.***What the Bible Says**

The Lord gave a message to Jeremiah: Go to the potter's shop, and be ready to hear from God there.

At the potter's shop, the potter was working at his wheel. When the jar he was making turned out poorly, he crushed it into a lump of clay and began again.

God gave Jeremiah a message: God could do to Israel what the potter had done to the clay. Israel was clay in God's hands.

If God chose to spare a nation, that nation would be spared. If the nation turned to evil, he'd withhold his blessings. Jeremiah was to warn all the people of Judah and Jerusalem that God was planning disaster for them. They were to turn from evil to what was right.

Unfortunately, the people stubbornly refused to comply with God's instructions.

Because of their disobedience, their land would become desolate. They'd be scattered—and God would refuse to take notice of their distress.

What It Means

Hearing that God has a plan for you is great. Hearing that God's plan includes the word *disaster* is a tad less agreeable.

Yet that's the message God gave Jeremiah for God's people. Their disobedience warranted God getting their attention in a way that would most certainly leave an impression.

Notice that even though God's plan included difficulties, the ultimate intent was to turn his people back to himself, to redeem them, and to call them home.

Why It Matters



God's people were about to learn, or perhaps relearn, a crucial lesson: They were clay in God's hands.

And so are we. God decides what our futures will hold. God sets circumstances and situations in place that give us the opportunity to grow. It's God who shapes the clay—and sometimes he rolls us up into a lump again and starts over.

But his plans always include the desire to redeem the clay. Rely on it.

PREPARE THEIR HEARTS

Leaders dig into each week's passage and apply it to their lives on an adult level.

**God Sightings®**

This week, look for some original art: handmade pottery, blown glass, unique paintings. Each piece reflects the intent of the artist—the artist's careful plan, beautifully revealed in clay or glass or paint.

How does God speak to you through that artwork? What do you see that gives you insight into why God the creator, the artist, has created you? How does that artwork help you discover God's plan for your life?

Prayer Starter

Pray that your kids see God's plan to draw them close to himself and use them in his world. Pray that they trust God. Write your prayer here.

PRAY

Leaders pray for their kids during the week.

GOD SIGHTINGS®


Leaders look for God each week—then share with kids.

Directions

WHAT YOU NEED EACH WEEK

WHAT YOU NEED

Leaders find every supply they'll need—and it's all in the box!



WEEKLY DEVOTIONS FOR LEADERS

Before class, read this week's devotion to prepare your heart! (2 copies per kit)



Whozit? Box



Buzz Bond Cards



4 Super Skrunches



Whozit? CD



Key Verse Lyrics Sheet



Bible Buzz Cards Booklet



Dart Board



Buzz In Action Card



Eraser Puzzle



Let's Pray Disc



Faith Buzz at Home Card Set



Rainbow Clay



2 packages Mini Colored Pencils

YOU'LL NEED THESE CLASSROOM SUPPLIES:

- Bibles • CD player • tape • pencils
- crayons • glue • scissors • paper




SUPPLIES

These are the only outside supplies you'll ever need. It's that simple!

WHAT YOU DO EACH WEEK**Don't skip a step!****Before Class: Prepare Your Heart****(5 to 10 minutes)**

- 1 Open the Leader Devotions booklet , and read the Leader Devotion for this week.






Part 1: Buzz Bond *Where kids connect***(5 to 10 minutes)**

- 1 Have four children push down on a Super Skrunch  and then release to launch it.
- 2 Determine which springster landed the farthest away from you.
- 3 The first week, break apart the Buzz Bond Cards .
- 4 Have a child draw a Buzz Bond Card  and read the question on the color that matches the farthest springster.
- 5 Lead kids in discussing that question.
- 6 Got more time? Do it again!

IT'S SIMPLE

Step-by-step directions make it easy for leaders to pick up and go, and the steps remain the same all quarter to keep things super simple.

Part 2: God Sightings® *Where kids see God at work***(up to 5 minutes)**

- 1 Read one of the Key Verses below, pausing after each phrase for kids to repeat after you.
 - **December 2-30:** "For a child is born to us, a son is given to us. The government will rest on his shoulders. And he will be called: Wonderful Counselor, Mighty God, Everlasting Father, Prince of Peace."—Isaiah 9:6 (song: CD  track 3)
 - **January 6-January 27:** "In the beginning God created the heavens and the earth."—Genesis 1:1 (song: CD  track 7)
 - **February 3-February 24:** "But those who trust in the LORD will find new strength. They will soar
- 2 high on wings like eagles. They will run and not grow weary. They will walk and not faint."—Isaiah 40:31 (song: CD  track 10)
- 2 Lead kids in singing the Key Verse song on the CD . Refer to the song lyrics on the Key Verse Lyrics Sheet .
- 3 To help kids look for God all the time, tell about a time this week you saw God at work in your life. Then encourage kids to share stories of their own.

KEY VERSE








Each week, kids learn a Bible verse. The key verse songs on the CD help these Scriptures stick.

BIBLE BUZZ CARDS






Kids experience the Bible story five different ways. And kids get to choose what comes next, so they're never bored.

Part 3: Bible Buzz Where kids dig into the Bible

(25 to 30 minutes)



- 1 Open the Bible Buzz Cards Booklet  to the five cards with the date closest to today.
- 2 Tear out all five different Bible Buzz Cards  for today's Bible lesson. Spread out the cards, picture down.
- 3 First, follow the directions on the Bible Buzz Card  with the  icon to lead kids in an amazing experience with the Bible.
- 4 Have four kids each launch a Super Skrunch . Determine which color goes farthest. The person wearing the most of that color gets to choose the next Bible Buzz Card  to experience.
- 5 Lead children by following the instructions on the Bible Buzz Card  the child chose.
- 6 You've got three more cards to go, so repeat steps 4 and 5.

Part 4: Buzz in Action Where kids apply what they've learned (5 to 10 minutes)



- 1 Read the  Point from the Bible Buzz Cards .
- 2 Set up the Dart Board  against a wall.
- 3 Have two kids each throw a dart at the Dart Board  from 5 to 10 feet away.
- 4 If a child misses, allow another child a shot until both darts are in the dart board.
- 5 Read the question on the Buzz in Action Card  that corresponds with how the darts landed.
- 6 Encourage all kids to share answers to the question.



Part 5: Let's Pray where kids talk to God**(5 minutes)**

- 1 Have kids sit in a circle and have one person roll the Eraser Puzzle .
- 2 Read the prayer instruction on the Let's Pray Disc  that matches the color facing up on the eraser.
- 3 Lead kids in praying based on the instructions.

Part 6: Faith Buzz at Home where kids take it home**(2 minutes)**

- 1 Find the sheet of Faith Buzz at Home Cards  with the date closest to today.
- 2 Rip the cards apart, and distribute one to each child.
- 3 As you distribute each Faith Buzz at Home Card , encourage kids to show it to their parents so they can use the card in a fun way to talk about the Bible story.

**FAITH BUZZ
AT HOME**

Each child will get a Faith Buzz at Home card each week to take the fun and meaningful faith growth home. Now included in kit!



Whozit? Grades 5 & 6, Winter. © Group Publishing, Inc.
Printed in the United States of America. 122683

A LOOK AT BIBLE BUZZ CARDS

Week: Use this to help you determine which five cards you'll need each week. Use the cards with the date closest to today's date.

Bible: Look for this picture on one card each week—that's the card you'll start with.

Picture: Show kids the picture to help them visualize the story. (Note: Most weeks have the same picture on all five cards for that week.)

Lesson Title: This title tells you what story you'll teach.

Passage: These Bible verses are used in the lesson.

Activity Title: These titles tell kids what they'll do.

Smart: The kind of activity on each card is labeled here. For more information on the smarts, see the end of this booklet or look in your Leader Devotions introduction on page 4.

Point: This is the key application point kids will take away each week.

Activity: Each card contains a meaningful activity that will get kids engaged in God's Word.

Bible: Look for this picture on one card each week—that's the card you'll start with.

Word Smart Heal It!

POINT WE TRUST THAT JESUS SAVES US.

Pass out paper, pencils, and Bibles.
SAY: God gave us the Bible because he's good to us and wants us to know him and love him. Let's look at two passages of Scripture and hear what God wants to say to us about another Whozit name of Jesus—Savior. Read Isaiah 43:1-4 and Luke 2:11 as if God is speaking directly to you. Choose a word or phrase that stands out from the rest. Write that phrase on your paper. Allow time for kids to look up the passages and write their phrases.

SAY: Now I'll read the verses aloud. Listen for the word or phrase that stuck out to you. As I read it, think about it some more. Read the passages again.

ASK: What word or phrase stood out to you, and why?
 What does it mean to you that Jesus is the Savior?
 What evidence have you seen of God saving people these days?

SAY: Read the word or phrase you wrote on your paper silently several times. As you read it, listen for what God wants you to do this week based on what you wrote down. Then write that under the verse.

After about a minute, give kids a chance to share what they think God wants them to do.

SAY: God wants us to know how precious we are to him and how much he loves us. He wants us to remember **WE TRUST THAT JESUS SAVES US.** And because Jesus saves us, we can have a relationship with God. We can talk to him and listen to him.

Take home your paper and read it each night before bed. Listen to what God has to say to you.

Week: Use this to help you determine which five cards you'll need each week. Use the cards with the date closest to today's date.

Bible Buzz Card, Grades 5 & 6, Week 3: December 16
 © Group Publishing, Inc.

"SMARTS"

Throughout the five cards each week, kids will use different "smarts" to dig into the Bible. You can reach all learners with these great activities!

Picture Smart**Create It!****POINT ➔ WE RELY ON GOD'S PLAN.**

Have kids each find a partner. In each pair, give one person (the Artist) paper and one of the *Mini Colored Pencils*. Give the other (the Sculptor) a lump of *Rainbow Clay*. Instruct Artists to secretly draw a picture on the paper. While they're drawing, take the Sculptors to the other side of the room and secretly instruct them not to follow the directions the Artists are about to give and instead just sculpt whatever they want to.

Then have partners sit back to back so they can't see each other's creations. Have each Artist give instructions to the the Sculptors on how to sculpt the drawing. Then have kids leave the drawings and sculptures where they are and turn to face each other. Give everyone a Bible.

SAY: We'll see how well you followed your partner's plan in a minute. God gave the Israelites, who had turned away from him, a warning and also the opportunity to turn from their evil ways and follow him again. With your partner, read about the Israelites'

choice in Jeremiah 18: of you will read the first and then the other part read the last six verses several minutes for reading.

ASK: Tell about a time something that did out as well as you

How does that compare the potter and God sage to the Israelites

SAY: It's time to see how well you followed your partner's plan for your sculpture. Allow about 20 seconds for kids to compare.

ASK: Artists, what was your reaction when you saw the your partner didn't follow your instructions?

What did this passage teach you about following God's plan?

SAY: Today's Whozit name for God is the Potter. That means God has a specific plan for each of our lives, and there's trouble when we go against it. ➔ WE RELY ON GOD'S PLAN and trust that as the Potter, he knows what's best for us.



God Is the Potter. We Are His Clay Jeremiah 18:1-17

WEEK 11: FEBRUARY 10

ICONS

Look for the Bible icon on each week's set of five cards to know where to start. Kids will experience the full Bible story on this card.



Bible Buzz Card, Grades 5 & 6, Week 11: February 10

© Group Publishing, Inc.

51

Self
Smart

Question It!

DIGGING IN

Four more cards each week help kids dig further into the Scripture.

POINT ➔ WE RELY ON GOD'S PLAN.

SAY: In the passage we read today, we learned that God used two different ways to communicate his plan to the Israelites. First, he used the example of the potter and clay to make his point. Second, he sent Jeremiah to tell the people very clearly what would happen. In verse 11, God says (through Jeremiah), "I am planning disaster for you instead of good. So turn from your evil ways, each of you, and do what is right." This passage clearly shows God's plan for the Israelites.

ASK: Tell about a time you thought you knew what God wanted you to do.

Tell about a time it was hard to know what God's plan for you was.

SAY: Working individually, write down three questions you'd like to ask God about his plan for your life. Pass out paper and pencils, and allow time for writing.

SAY: Let's look at another passage that talks about God as The Potter. Have a willing child read Romans 9:20-21. Even when God's plan doesn't make sense to us, ➔ **WE RELY ON GOD'S PLAN.** After all, he's the Potter!


**Body
Smart**

Reshape It!

PRACTICAL APPLICATION

Each week focuses on a practical application point.

POINT ➔ WE RELY ON GOD'S PLAN.

Form two groups.

SAY: God wanted the Israelites to change their ways and get back to following his plan. God compared himself to a potter who shapes and reshapes the clay until it's just right.

I'll read three short story plots. After each one, you'll get one minute to talk with your group about how to reshape the plot to show what would happen if the kids were relying on God's plan.

Read the following story plots one at a time, allowing time between each plot for each group to discuss its changes and then act out its version of the story for the other group.

- **Some kids are choosing teams for football. There's one boy no one wants, so kids groan and roll their eyes when the boy joins their team.**
- **There's a new substitute teacher, and everyone in the class gives the substitute a hard time by being rude.**

- **Some friends are playing a game. A younger child comes and asks if he can play, too. The older kids say no and go back to playing the game.**

ASK: What are some other choices people make that aren't God's plan?

What's one way you can let God reshape you this week?

SAY: Our stories turn out much better when we let God shape the way we think. ➔ **WE RELY ON GOD'S PLAN.**


 Picture Smart

Advertise It!

POINT ➔ WE RELY ON GOD'S PLAN.

Pass out Bibles, paper, and *Mini Colored Pencils*. SAY: In today's passage, we heard about how God is like a potter. Just as a potter slowly makes the clay into a beautiful work of art, God slowly molds our hearts to be more like his. Using paper and *Mini Colored Pencils*, create an advertisement for God's Pottery Studio. Refer to Jeremiah 18:1-10 again for ideas.

Give kids time to review the verses and create their ads. Then tape all the ads to the walls around the room, and allow several minutes for kids to walk around and look.

ASK: **What appeals to you about God being your Potter? What scares you?**

Advertisements, such as the ones you created today, are meant to catch your attention. How has God tried to get your attention recently?

SAY: I'm so glad God is the Potter in my life and that I don't have to figure things out on my own. He's the perfect Creator, and he has a perfect plan for our lives. That's why ➔ **WE RELY ON GOD'S PLAN.**

IT'S EASY

Kit supplies stand out so you can quickly grab them.

Bible Buzz Card, Grades 5 & 6, Week 11: February 10

© Group Publishing, Inc.

54


 People
Smart

Decide It!

POINT ➔ WE RELY ON GOD'S PLAN.

Have kids get in a circle, and place a *Buzz Springster* in the middle. Have one person stand it up, push it down, and then release it so it jumps. Decide who the *Buzz Springster* landed closest to, and have that person briefly share a decision he or she made recently. It could be an everyday decision, such as what to eat or what to wear, or it could be a bigger decision, such as which group of friends to hang out with or how to handle a tough situation at home.

After sharing, that person should push and release the *Buzz Springster* again to determine the next person to share. Continue until everyone's had a turn.

SAY: God had Jeremiah assure the Israelites that God had a plan for them. God has a plan for each one of us, too.

ASK: Explain how detailed you think God's plans are—just for the big decisions, for what you should eat and wear, or somewhere in between?

What are some things you can do to discover God's plan for you?

SAY: ➔ WE RELY ON GOD'S PLAN. Let's ask him to help us this week.

PRAY: Dear God, please show us the decisions you want us to make this week. Help us to more clearly understand your plan. In Jesus' name, amen.

QUESTIONS

Activities are always debriefed with meaningful questions that get kids thinking and talking about faith.

Bible Buzz Card, Grades 5 & 6, Week 11: February 10

© Group Publishing, Inc.

55

FAITH bUZZ At hOme

The “take-homes” that actually make it HOME...
AND CHANGE FAMILIES!



Kids will be eager to initiate these game-like experiences that encourage faith conversations with their parents. These fun and simple weekly conversation pieces help families grow in faith together.

In each kit you'll get 13 sheets of 10 perforated cards—one for each week for up to 10 kids. Need more? Photocopy them on cardstock for your unexpected visitors to make sure everyone is included in bringing the faith conversation home!

Here's why we think you'll love the new Faith Buzz at Home Cards:

- There's a new card every week—making it easy to give to every child!

- Reproducible cards means you'll never have to worry about running short if your attendance unexpectedly surges.*

- Faith Buzz at Home is more than just a family activity. The card itself becomes a gizmo as kids and their families use it in a playful way to unpack that week's truth.

- The cards are dated to make it ultra-easy to get the right week in each child's hands.

* Note: We recommend using cardstock for photocopies, as many of the activities won't work on regular paper. On occasion, there may be some activities that will only work with the original printed card sheets.

Permission to photocopy this page from Buzz®:
Whozit? granted for local church use.
Copyright © 2012 Group Publishing, Inc. [001 USA 0813]

ORDER NOW!

Shop now by contacting your favorite curriculum supplier

