



## Preview Guide

A **New**, Simpler Approach to **Sunday School**

When did Sunday school get **so complicated?**





Let's get back to the heart of **what matters most!**



Simply help your kids love Jesus and each other. **Simply Loved makes Sundays less complicated by...**

- **removing recruiting stress**—less volunteer burnout.
- **shortening your supply list**—no more Saturday searches for oddball items.
- **captivating kids with memorable lessons**—more engaged kids!

Keep Sundays simple—and your kids delighted!—with **Simply Loved**.

## Hi there!

Here at Group, we've had heart-to-heart conversations with a lot of children's ministry leaders, and we've noticed a recurring theme: These committed, creative, and Jesus-loving leaders want kids in their ministry to know and love Jesus. They want to focus on sharing Jesus' love with kids. They want to build a committed volunteer team who takes ministry ownership.

But in reality, logistics and busyness of life and ministry get in the way.

Our friends in ministry tell us,

*"I don't have time to get all the supplies ready."*

*"I just try to get through the lesson without losing kids' attention."*

*"I have trouble recruiting volunteers."*

It seems these children's ministries are barely getting by each week. Maybe yours has felt like that, too. I know mine has.

But it doesn't have to be this way! There's a better way to cultivate...

- **weekly ministry times that keep you upbeat and don't drag you down.**
- **authentic discipleship that helps kids really know Jesus—not just information about him.**
- **an irresistible environment that keeps kids—and volunteers—coming back for more!**

As we created this new curriculum, we continually returned to the truth found in 1 John 4:7 which says *"Dear friends, let us continue to love one another, for love comes from God. Anyone who loves is a child of God and knows God."*

**With Simply Loved Sunday school curriculum, we simplified the logistics so you can focus on what God has put on your heart: Reaching your kids for Jesus.**

So let's get started together. Keep reading to learn more!

*Charity Kauffman*

**Charity Kauffman**  
Managing Editor  
Group Publishing





# Simply Loved removes complication by **making Sunday school...**



## Simple for You

- Simplified volunteer roles that reduce volunteer burnout.
- Simplified supplies that need gathering only once a month. Almost everything you need is included in the kit.
- Simplified leader guides that allow you to focus more on your kids, not on your script.
- Simplified lesson plans give you options that guarantee you'll share the Bible Point, even if you don't make it through every part of the lesson.



## Simple for Kids

- Age-specific teaching means every lesson meets kids where they are. No more teaching up or down.
- Lovable Bible Memory Buddies highlight each unit's Bible Points in easy-to-remember ways.
- Captivating animal facts tie God's creation to Scripture in every lesson.
- Built-in opportunities for kids to share what's going on in their lives and how the Bible Points apply.



## Simple for Families

- Siblings experience the same Bible story so they can learn together.
- Four-week themes mean families who miss a week still get great Bible learning.
- Take-homeable take-homes keep the conversation going on the way home from church.
- PLUS even more family resources available with the Plus Digital kit!



## See Sample Lessons from Simply Loved:

- Elementary, page 8
- Pre-K & K, page 18

# Simply Show God's Love to Your Kids

## How It All Works

Simply Loved strategically gives kids a Jesus-centered, foundational journey through God's story of love. Each quarter explores biblical truths from the Old and New Testaments.

Each four-week unit features:



### A Simple, Flexible Format

Simply Loved easily adapts to most classroom formats, including age-graded, large group/small group, or multiple ages in one room.



### Simple-to-Follow Lessons

Captivating, fun, and easy-to-prepare lessons each center around a single Bible Point. Glance-able leader guides ensure teachers can spend more time interacting with kids and less time reading a script.



### Strategic Bible Content

Each quarter from Simply Loved contains three units (four weeks each), two that chronologically journey through the Old Testament and one that explores a connection to Jesus from the New Testament. Simply Loved units center around **one** Bible Point and **one** Bible Memory Verse. See Scope and Sequence on page 28.



### Intentional Bible Memory Focus

Each four-week unit connects to one Bible Memory Verse, helping kids retain each lesson long after Sunday school ends.



Simply Loved Elementary Kit



Simply Loved Pre-K & K Kit





### **Delightful Animal Characters**

Lovable Bible Memory Buddies are animal characters that help kids remember who God is and how much he loves them. Every week uses a different animal characteristic to cement Bible learning. These fun facts fascinate kids and show them how God can be found in every part of his creation.



### **Captivating Music and Video Options**

High-quality music videos and weekly Bible Memory Buddy videos engage kids and make Bible Points more memorable for all ages. Pre-K & K lessons feature special, age-specific classroom songs and Bible Story videos.



### **Helpful Volunteer Resources**

Volunteer training videos and built-in, helpful tip boxes make it easy for new teachers and Crew Guides to lead.



### **Engaging Family Resources**

Made for today's busy families, additional digital resources for parents (including email and social media assets) are included in the Simply Loved Plus Digital Kit.



# Elementary

## Sample Lesson

Leader Guide  
Q1 • Elementary



### Simply Loved Elementary Kit

Each elementary kit contains everything you need to get started with Simply Loved, including leader guide, DVD, posters, stickers, and more!

**Group**  
Real. Bold. Love.



## Unit 1 | Week 1

### In the Beginning

Genesis 1:1-25

# God Creates the World

Bible Point

## 2 God always loves us...and gives us what we need to live.

### Purpose

How'd your day begin? A buzzing alarm clock? The aroma of freshly brewed coffee? Beginnings set the tone for what's to come.

The word *genesis* means "beginning" or "origins." This first book of the Bible begins God's story of love for us. Consider how we benefit from each microscopic detail of God's creation. Gravity keeps us on the ground. Oxygen in the atmosphere keeps us alive. From the nutrients in vegetables to the cuddle of a puppy, God's creation gives us life and shows us his unending love—love that ultimately sent Jesus to our world to give us a new beginning.

How does God's creation affect elementary kids? Well, creation is filled with science, engineering, technology, and mathematics (STEM)—topics kids explore in school. Help kids discover that God created it all—not just for something to do, but to meet our needs and show us his goodness and love.

4

"And may you have the power to understand, as all God's people should, how wide, how long, how high, and how deep his love is."

Ephesians 3:18

## 3 Prayer

God, your awesome name fills the earth. It's amazing to think that you, the Creator, care for me. Thank you. And thanks for caring for the kids I'll lead today. May they see your love in our world and in my life. Amen.

## 5 Prep

6

Opening Options	Sing & Play	Bible Discovery & Friendship Finale	Apply-It Options
<input checked="" type="checkbox"/> Option Cards* <input type="checkbox"/> <i>Lego Play</i> : Legos <input type="checkbox"/> <i>Arts &amp; Crafts</i> : art supplies such as construction paper, stickers, crayons, scissors, glue sticks	<input checked="" type="checkbox"/> countdown video* <input checked="" type="checkbox"/> <i>Simply Video</i> DVD* <input checked="" type="checkbox"/> Savanna Bible Memory Buddy poster* <input type="checkbox"/> media player <input type="checkbox"/> Bible (bookmark Ephesians 3:18)	<input checked="" type="checkbox"/> "God Creates the World" Bible Story poster* <input checked="" type="checkbox"/> Savanna Bible Memory Buddy stickers* (1 per child) <input checked="" type="checkbox"/> Take-It-Home Flyers (Unit 1, Week 1)* (1 per child) <input type="checkbox"/> Bible (bookmark Genesis 1:1-5, 9-10, 11-12, 25) <input type="checkbox"/> paper <input type="checkbox"/> pencils or pens	<input type="checkbox"/> <i>Explore More</i> : Bibles, clear plastic cups, water, shaving cream, blue food coloring <input type="checkbox"/> <i>Game</i> : paper slips, pens, two containers

\* in your *Simply Loved Kit*



5

## 1 Four-Week Units

Each Simply Loved unit includes four lessons exploring one theme in God's marvelous story, so there's deep Bible learning even for kids who don't attend each week!

## 2 One-Point Bible Learning

Every lesson focuses on one simple Bible Point and uses the power of repetition, making it easy to teach and easy to learn!

## 3 Authentic Prayer

Each week you'll pause and pray for your kids.

## 4 Delightful Bible Memory Buddies

Bible Memory Buddies capture your kids' attention and steer them toward memorable Bible truths.

## 5 Easy Prep

Simply Loved makes it simple to get organized and stay that way. There's no need for hours of preparation!

## 6 Flexible Options

Pick and choose which of the four Simply Loved lesson segments will best connect with *your* kids and fit *your* schedule. It's easy!

## 1 Opening Options

Take your pick of two fun opening activities—both grow friendships and focus kids on the daily Bible Point.

## 2 Easy Supply Gathering

Simple supplies! Opening activities use the same supplies for the entire unit, so no last-minute runs to the store with a shopping list in hand.

## 3 Teacher or Kid-Led Activities

Flexible opening options! You can lead activities or let kids lead—either way works great!

## 4 Ice-Breaker Questions


Open-ended questions help kids connect—and you get to hear what's *really* going on in their lives.

# Opening Options

Set up one—or both—of these intro activities to start your time together. Each activity connects kids to the Bible Point and to each other. Cut apart the Option Cards, and place one by each of the activities you choose. Crew Guides will follow the directions and build friendships with kids as they make discoveries together!



1



## Lego Play

2

**Supplies**  
• Legos

Build a Lego “world.”

4



What would your perfect Lego world be like?

In our Bible story, we'll discover how God made *our* amazing world. **God always loves us.** We can see God's love in the world around us.



## Arts & Crafts 3

**Supplies**

- construction paper
- stickers
- crayons
- scissors
- glue sticks

Create something to give to someone you love.



What's the coolest thing someone has made for you? Tell why.

**God always loves us.** God made our beautiful world so we can see his love all around us.

Copyright © Group Publishing, Inc. · group.com

Copyright © Group Publishing, Inc. · group.com



# Opening 1

Now's a great time for Opening Options. Choose one—or both—to introduce today's Bible discoveries.



## countdown video

Help kids transition, clean up the activities, and sit with Connect Crews. A Connect Crew is a small group of kids with one Crew Guide.

# Sing & Play

Hey, friends! It's time to get moving and have a little fun. Let's start with a song!

2



## "Let's Get a Little Crazy" music video

We're going to have a blast discovering that **God always loves us**. That's our Bible Point today, so every time you hear someone say, "**God always loves us**," I want you to respond in a special way. Do what I do!

- Open hands on either side of your face and say, "Wow, God!"
- Repeat several times.

3

**God always loves us.** (*Wow, God!*) Let's celebrate God's love with another song.

4

Repetition cements learning, so be sure to say today's Bible Point A LOT. Have fun with it! Kids will love listening for it and responding with "Wow, God!"



## "One Thing Remains" music video



### Supplies


- Bible
- media player
- *Simply Video* DVD
  - "Let's Get a Little Crazy" music video
  - "One Thing Remains" music video
  - "He's Got the Whole World in His Hands" music video
- Savanna Bible Memory Buddy video (Week 1)
- Savanna Bible Memory Buddy poster

## 1 Opening Flexibility

Meet as an entire group or separate the Pre-K & K and Elementary kids—you decide!

## 2 Music Videos

Top-notch, all-time hits from Group's award-winning VBS program get your kids up and moving. Songs range from worshipful to just plain fun—and all connect with weekly Bible Points!



## 3 Bible Point With a Faith-Based Response

Your kids won't miss the weekly Bible Points, because whenever the point appears, kids will respond with a shout!

## 4 Helpful Tips

Helpful tips from the trenches make life easy for teachers. It's instant teacher training!

## 1 Bible Memory Buddy Poster

Each unit's Bible Memory Buddy stays front and center with a colorful poster and key Scripture.

## 2 Fun Animal Facts

Kids love animals—and each Bible Memory Buddy's characteristics reinforce the weekly Bible Points and share how God's qualities naturally appear in his creation.


## 3 Bible Memory Video

Every week's video visit from a Bible Memory Buddy transports kids from their classroom into God's glorious creation!



## 4 Memory Scripture

Kids discover key Scriptures aren't just words; they're understood truths that sink deep into hearts and minds. Week after week, they experience the Bible!



Let's meet our Bible Memory Buddy, Savanna the giraffe! Show the Bible Memory Buddy poster. **How much do you know about giraffes? Let's find out with a This-or-That Challenge! You'll hear two fun facts about giraffes. It's up to you to decide which one is true—this fact or that!**

### 2 Is a baby giraffe called a calf or a kid? 2

- Have everyone moo like a cow to vote for *this* (a calf) or cry like a human baby to vote for *that* (a kid).
- Make a drumroll sound by patting your thighs or the floor.
- Dramatically give the answer: **It's a calf!**
- Watch the Savanna Bible Memory Buddy video to meet Savanna.

### 3

### Savanna Bible Memory Buddy video (Week 1)



Show the Bible. **The Bible is God's true story of love! It's one big book that's filled with a bunch of little books. Our Bible Memory Verse comes from Ephesians 3:18. Let's say the verse together. I'll say a line, and then you repeat after me.**

### 4

**"And may you have the power** (*make muscles with arms*)  
**to understand,** (*point to head*)  
**as all God's people should,** (*sweep hands in front of you*)  
**how wide,** (*spread arms wide*)  
**how long,** (*move arm in front like tracing a long line*)  
**how high,** (*stretch up with hand above head*)  
**and how deep** (*crouch down*)  
**(God's) love is."** (*hug yourself*)  
(Ephesians 3:18)

**God always loves us.** (*Wow, God!*) **And he's got the whole world in his hands!**



**"He's Got the Whole World in His Hands"** music video

# Bible Discovery

## Circle Up and Connect 1

Let's circle up and spend a little time simply getting to know each other in smaller groups called Connect Crews.

- Divide kids into Connect Crews with one helper—or Crew Guide—per group.
- Invite kids to sit in knee-to-knee circles with their Connect Crews.
- Have kids give their Crew Guides and each other a fist bump.
- Have kids take turns saying their names and answering this question. Crew Guides go first.

2 Which would you rather have for a pet, a lion cub or a parakeet? Why?

## Experience the Bible Story 2

Let's explore a story from the Bible. But instead of just listening to a story, you'll actually help me tell it and play an important part!

In the beginning, God created the heavens and the earth—including lions *and* parakeets. They're both pretty cool. We can read about them and other things God made in the first book of the Bible—Genesis! The word *genesis* means “beginning.” Genesis is the beginning of God's story of love for us.

The world began because God made it. Let's take an imaginary field trip and explore the world God made. I'll be our tour guide! First let's imagine we're going outside. Don't forget your jackets! Have everyone pretend to put on and zip up jackets. Let's read what God made first.



Read aloud Genesis 1:1-5.

God began by separating light from dark. Then God spoke and made sky. First stop on our imaginary field trip? The sky! Let's pretend we're soaring through the sky! Have everyone hold out their arms like wings and veer from side to side. Call out puffy cloud formations you “see” along the way.

Whew! That was quite the flight. I'm out of breath! Let's take a few deep breaths and take in some oxygen.

Have everyone take several deep, dramatic breaths.

As your tour guide, I have some fun facts to share with you. Did you know that air is a mixture of a lot of nitrogen, some oxygen, and a little bit of other gases? God gives us just the right amount of oxygen we need to live. That's because **God always loves us.** (Wow, God!)

Time for a new imaginary destination. We're off to the beach! Don't forget sunscreen. Have everyone pretend to lather up. Let's imagine we're sitting on the beach and listening to the ocean waves. Ah!

### Supplies

- Bible
- “God Creates the World” Bible Story poster
- paper
- pencils or pens

3

We call helpers Crew Guides. If you lead a small class, you can be the Crew Guide. Simply circle up with the kids. If you have helpers, form smaller groups so each child can be known—and befriend your helpers, too!

4

## 1 Circle Up and Connect

See your kids deepen friendships with one another and small-group Crew Guides as they take deep dives into talking about Scripture. They'll experience being “Simply Loved” through Crew Guides and peers.

## 2 Experience the Bible

Kids don't just *hear* Bible stories, they *enter into* those life-changing encounters in engaging, memorable ways!

## 3 Crew Guides

Recruiting volunteers has never been easier. Your helpers will love how they join in the learning and fun—and how quickly they connect with kids. No advance prep needed!

## 4 Size Options

Big class, small class, or anywhere in between—Simply Loved lessons fit your unique situation.

## 1 Everyone Plays a Role

Banish boredom! Because everyone joins in presenting Bible stories, they're big fun and lasting learning. And it's so easy to lead!

## 2 Natural Classroom Management

These interactive lessons keep kids listening—and they don't let minds wander. Kids stay involved so they won't miss the fun!

## 3 Built for Short Attention Spans

Simply Loved lessons make it easy for you to mix it up—and keep even highly-distractible kids engaged.



Read aloud Genesis 1:9-10.

**On the third day of Creation, God separated land and water. With land comes gravity! Gravity keeps us from floating off into space. Let's do some gravity experiments.** Have everyone spread out, jump up, and try to stay off the ground.

**Hmm. What goes up must come down. God likes order, and he's thought of everything we need, like gravity! Enjoy gravity's force as you sit on the floor and hear what God created next.**



Read aloud Genesis 1:11-12.

- 1 God always loves us. (Wow, God!) Now let's imagine we're in a garden. Everybody up! Don't step on the tomato plants—and go ahead and pull a few weeds while you're at it! Have everyone pretend to eat a few fruits and veggies as you pull weeds in an imaginary garden.**

**God made plants that produce fruits and vegetables for us to eat. Did you know that eating plants that have vitamin A, like carrots, is good for our eyes? And eating oranges or broccoli keeps your teeth and gums healthy! Living without teeth or eyes is difficult!**

Cover your teeth with your lips and say, **"God always loves us."** Act surprised when you're not understood. Then have everyone cover their teeth with their lips and tell a friend beside them what they ate for breakfast.

**God always loves us (Wow, God!), and he gives us what we need to live. On to the next stop on our imaginary field trip! Now let's go to outer space. Strap on your spacesuits! Five, four, three, two, one...blastoff! I spy something round and shining in the night sky. What could it be?** Invite responses.

**Genesis 1:14-19 tells us that God also made the moon, the stars, and the sun. Did you know gravity affects the moon, too? It causes the ocean tides.**

**God always loves us. (Wow, God!) He created the scientific forces needed for us to survive.**

- 2 It's time for our last stop on this imaginary field trip through God's creation. Let's go to the zoo!**



Read aloud Genesis 1:25.

**God made fish and birds and animals to live in the world he created. Shout out some of God's creations with me. On the count of three:**

- 3**
- Shout out a kind of fish.
  - Shout out a kind of bird.
  - Shout out a kind of bug.
  - Shout out a kind of animal.



Show the Bible Story poster. **God made everything we need to survive and enjoy life on this earth. And God said it was good. Creation shows us love. God always loves us.** (*Wow, God!*) We see God's love everywhere! God gives us everything we need to live—including good friends to talk to. Let's talk again in our Connect Crews. Crew Guides, you share first.

❓ What's your favorite thing God made? Why do you like it?

## The Heart of the Matter 1

Okay, friends. Now it's your turn to create something. Picture a space that was made just for you. Perhaps it's your bedroom or your classroom at school. Now let's draw the rooms we're thinking of.

- Distribute paper and pencils or pens.
- Draw a picture of that room, showing or listing what's inside.
- Circle up in Connect Crews and show each other your pictures, explaining the design and what's inside.

2 ❓ Why did your parent, family member, or teacher put those things in your room for you?

❓ How is your special room like the world God created?

- Crew Guides give a thumbs-up when everyone has shared.

Consider this: Like people in your life create a special place for you, God made a special place for us. He put everything in order and gave us the things we'd need because he loves us! **God always loves us.** (*Wow, God!*) God purposefully designed a wonderful world for us to live in.

Now's a great time for Apply-It Options. Choose one—or both—of these reinforcement activities to support today's Bible discoveries before your Friendship Finale.

3



## 1 The Heart of the Matter

The Heart of the Matter draws kids into experiences where they make their own Scripture discoveries. You'll see kids make powerful connections they won't soon forget!

## 2 Open-Ended Questions

No more "fill in the blank" answers! Simply Loved lessons help your kids think... respond...and grow. Kids build relationships, not just recite facts.

## 3 Bible Story Posters

Powerful posters serve as visual reminders of Scripture passages explored—and Bible truths learned.

## 1 Bible Memory Buddy Stickers

Kids LOVE stickers to wear, keep, and collect! You'll give stickers to take home each week, cuing families to ask what their kids learned—and why it matters.

## 2 Bring It Back to Jesus

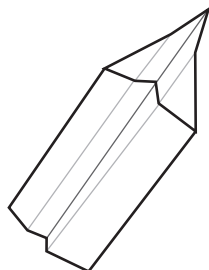
Leaders share their own stories, cementing trust and friendship with kids. They'll model how Jesus shapes lives and loves them unconditionally. And the same story prompt is in the Take-It-Home Flyer so kids and families can continue the conversation!

## 3 Closing Crew Connections

Crew Guides lead a time of prayerful reflection and life application as kids each receive a Bible Memory Buddy sticker, hear their name, and leave knowing they're simply loved.

### Supplies

- Savanna Bible Memory Buddy stickers (1 per child)
- Take-It-Home Flyers (Unit 1, Week 1) (1 per child)



# 3 Friendship Finale

Invite kids to sit in knee-to-knee circles with their Connect Crews.

**I'm so glad our Creator made our world and gives us what we need to live! Our God always loves us.** (*Wow, God!*) Have one side of the room say the Bible Point and the other echo. Repeat several times.

**Our Bible Memory Buddy Savanna helps us remember God always loves us.** (*Wow, God!*) **You'll each receive a Savanna sticker to help you remember God's love throughout your week. Crew Guides will give each child a sticker like this:**

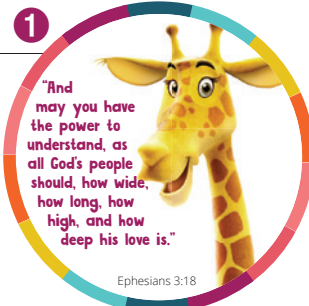
- Ask a willing child to help you demonstrate the following actions.
- While holding the Buddy Memory Buddy sticker, Crew Guides stretch arms up like tall trees. Kids pretend their arms are a giraffe's neck as they reach up to receive the sticker.
- As they give each child a Bible Memory Buddy sticker, Crew Guides say, "[Child's name], God always loves you."
- Crew Guides give a thumbs-up when everyone has received a sticker.

Saying each child's name in a loving way helps kids simply experience God's love through you!

## 2 The Bible says, "In the beginning God created the heavens and the earth." Want to hear something cool? Jesus was there, too! God later showed his love for us by sending Jesus to our world to rescue us from sin and be our friend.

**I'd like to read you something about our friend Jesus. As you listen, give yourself a little space so no one is right beside you.** Pause as kids move. **Now lie back, close your eyes, and imagine you're looking up at a night sky filled with stars.** Pause. **Keep quietly star gazing as I read about Jesus.**

- Read the first section of the Unit 1, Week 1 Take-It-Home Flyer.
- **Now I'll give you one of these flyers to help you talk about Jesus' love in your Crews and at home, too.**
- Distribute Take-It-Home Flyers to Crew Guides. Have them share about their own friendship with Jesus as they answer the "Tell About" question and then invite kids to share.
- Kids share prayer requests—things they'd like to tell Jesus—in their Connect Crews.
- Connect Crews pray together.
- Crew Guides distribute Take-It-Home Flyers and follow the directions to help kids fold the paper to "fly" home.




# Apply-It Options<sup>1</sup>

Choose one—or both—of these activities to support kids' learning after Bible Discovery.

## Explore More<sup>2</sup>


### Supplies

- Bibles
- clear plastic cups
- water
- shaving cream
- blue food coloring
- wet wipes


 Distribute Bibles, and help kids find and read Genesis 1:6-8 together.

**God separated land and sky. He created our atmosphere and weather. Let's create sky cups!**

- Fill a cup  $\frac{3}{4}$  full of water.
- Add shaving cream "clouds" to the top of the water to create "sky."
- Drop a few drops of blue food coloring "rain" on top of the shaving cream, and watch it fall into the water.

 **Would you rather have a rainy day or a sunny day? Tell why.**

Sometimes we refer to hard times in life as "dark" or "stormy" times.

 **Tell about a "stormy" time in your life. Did God's love make a difference? Why or why not?**


Whether it rains or shines, **God always loves us.**




## Game

### Supplies

- paper slips
- pencils or pens
- two containers
- Have each child write on a slip of paper something God made.
- Fold papers, and divide them equally between two containers.
- Form two teams, and give each team a container of "creations."
- Place both containers on one side of the playing space. Each team gathers in a line at the opposite side.
- Choose two children—one from each team—to run, choose a "creation," then run back to their teams and silently act out their words.
- Those children high-five the team members who guess correctly. Then the next child on each team runs and chooses another paper.
- Have kids act out all the "creations" and then celebrate with high-fives.

 **What was it like guessing the creations?**

 **How is that like or unlike seeing God's love for us in his creation?**

**God always loves us.** The more we watch for and pay attention to glimpses of God in his creation, the better we'll understand who he is and how much he loves us!



13

## 1 Flexible Apply-It Options

Did the sermon go long? You're ready! Fill in those extra minutes with optional games, experiments, and activities that continue reinforcing the daily Bible Point.

## 2 Explore More

Grow your kids' Bible literacy! These related passages help your kids learn to use the Bible and discover even more relevant and life-giving gems!

# Pre-K & K

## Sample Lesson



### Simply Loved Pre-K & K Kit

Each Pre-K & K kit contains everything you need to get started with Simply Loved including leader guide, CD, DVD, posters, stickers, and more!

## Leader Guide Q1 • Pre-K & K



**Group**  
Real. Bold. Love.



1

## Unit 1 | Week 1

## In the Beginning

Genesis 1:1-25

## God Creates the World

2 Bible Point  
God always loves us.

## Purpose

Stop what you're doing and look outside. Even better, *go* outside. Look up at the sky. Look down at the ground. Take a deep breath. Notice the little things—the tweets, the crawling critters, the breeze, the sunlight, or maybe even the stars.

Now think about this: God lovingly created this world for *you* to live in. The breathable air? It's for you! The rain that falls from the sky? A refreshing gift. God made the world in an orderly and extraordinary way. The Creation story in Genesis 1 shows us God's power, his goodness, and ultimately his love for his creation—including you *and* the kids you teach.

Young children are good at noticing and marveling over the little things—dandelions, butterflies, and bubbles! Follow kids' lead and celebrate God's little wonders today. They're all reminders of his great big love that he shows us through creation and ultimately through Jesus!

4

"And may you have the power to understand, as all God's people should, how wide, how long, how high, and how deep his love is."

Ephesians 3:18

## 3 Prayer

God, thank you for creating the world. It's amazing to think that the same God who made the world always loves me. Thank you. I love you, too. In Jesus' name, amen.

## 5 Prep

6 Opening Options	Sing & Play	Bible Discovery & Goodbye Circle	Apply-It Options
<input checked="" type="checkbox"/> Option Cards* <input type="checkbox"/> <i>Sensory Play</i> : multicolored pompoms, white bulletin board paper, markers <input type="checkbox"/> <i>Play Dough</i> : modeling dough, cookie cutters (optional)	<input checked="" type="checkbox"/> <i>Simply Music</i> CD* <input checked="" type="checkbox"/> <i>Simply Video</i> DVD* <input checked="" type="checkbox"/> Savanna Bible Memory Buddy poster* <input type="checkbox"/> media player <input type="checkbox"/> Bible (bookmark Ephesians 3:18)	<input checked="" type="checkbox"/> "God Creates the World" Bible Story poster* <input checked="" type="checkbox"/> <i>Simply Music</i> CD* <input checked="" type="checkbox"/> Savanna Bible Memory Buddy stickers* (1 per child) <input type="checkbox"/> media player <input type="checkbox"/> Bible (bookmark Genesis 1:1, 20, 25) <input type="checkbox"/> fan (optional)	<input checked="" type="checkbox"/> <i>Game</i> : no supplies <input type="checkbox"/> <i>Food-n-Friendship</i> : snack, napkins, hand cleanser <input checked="" type="checkbox"/> <i>Coloring Creation</i> : "God Creates the World" Coloring Creation pages* (1 per child), <input type="checkbox"/> crayons, glue sticks, wet wipes, real or artificial leaves <input checked="" type="checkbox"/> <i>Simply Music</i> CD* <input type="checkbox"/> media player

\*in your *Simply Loved Kit*

## 1 Four-Week Units

Each Simply Loved unit includes four lessons exploring one theme in God's marvelous story, so there's deep Bible learning even for kids who don't attend each week!

## 2 One-Point Bible Learning

Every lesson focuses on one simple Bible Point and uses the power of repetition, making it easy to teach and easy to learn!

## 3 Authentic Prayer

Each week you'll pause and pray for your kids.

## 4 Bible Memory Buddy

Bible Memory Buddies help cement long-term learning, encouraging your kids to hide God's Word in their hearts and minds.

## 5 Easy Prep

Simply Loved makes it simple to get organized and stay that way. There's no need for hours of preparation!

## 6 Flexible Options

At last: Easy-to-choose options that let you tailor your lessons to *your* kids...*your* room...*your* schedule! Each lesson has four clear sections that all reinforce the same Bible Point.

## 1 Opening Options

Choose from two opening activities—both introduce the day's Bible Point and transition your little ones to a time of fun and learning.

## 2 Easy Supply Gathering

Opening activities creatively use the same supplies in all four weeks of a unit. That means you'll gather supplies just once a month!

## 3 Flexible Leader Options

Easy opening options let you choose: Lead the activities or let Crew Guides lead the discoveries. Either way works great!

## 4 Pictures Worth 1,000 Words


Clear, easy-to-understand pictures make it simple for young children to participate without you having to hold their hands through every activity.

## 5 Ice-Breaker Questions

Fun-to-ask, fun-to-answer questions build friendships and help little learners explore the lesson's Bible Point.

# Opening Options 3

Set up one—or both—of these intro activities to start your time together. Each activity connects kids to the Bible Point and to each other. Cut apart the Option Cards, and place one by each of the activities you choose. Crew Guides will follow the directions and build friendships with kids as they make discoveries together!



## Sensory Play

### 2 Supplies

- multicolored pom-poms
- white bulletin board paper
- markers

*Cover a table with paper, then draw lines to make separate areas.*

With kids, sort pom-poms by color.

**God always loves us.** When God made the world, he separated darkness and light.

### 5 ? What lights help you see in the dark?

## Play Dough

### Supplies

- modeling dough
- cookie cutters (optional)

**Make plants and animals.**

**God always loves us.** God's filled our world with beautiful plants and amazing animals. Let's make some!

### ? What plants or animals do you love? Why?

Copyright © Group Publishing, Inc. | group.com

Copyright © Group Publishing, Inc. | group.com

# Opening

Now's a great time for Opening Options. Choose one—or both—to introduce today's Bible discoveries.

## 1 "Clean Up" (Simply Music CD track 1)

Help kids transition by cleaning up before sitting with their Connect Crews. A Connect Crew is a smaller group of kids with one Crew Guide.



# Sing & Play

## Welcome

Hello, friends! I'm so glad you're here today. Let's sing our welcome song.

## "Welcome Song" (Simply Music CD track 2)

## 4 Let's say hello to our Crew Guides. They're our go-to friends who are here to have fun and learn along with us.

- Kids give their Crew Guides a high-five.

## 3 Bible Point

Let's find out today's Bible Point: **God always love us.** Every time you hear the words **"God always loves us,"** I want you open your hands and say, "Wow, God!" Let's try that together. Repeat several times.

Let's celebrate God's love. Do what I do.

**God always love us.** (Wow, God!)

**God loves us when we sleep.** (have children pretend to sleep)

**God loves us when we eat.** (have children pretend to eat)

**God loves us when we're sad.** (have children make sad faces)

**God loves us when we're glad!** (have children make happy faces)

**God always loves us!** (Wow, God!)

Let's do that again! Repeat several times.

## 5 Repetition cements learning, so be sure to say today's Bible Point A LOT. Have fun with it! Kids will love listening for it and responding with "Wow, God!"

### Supplies

- Bible
- Simply Music CD  
"Welcome Song"
- Simply Video DVD  
"One Thing Remains" music video  
Savanna Bible Memory Buddy video (Week 1)  
"He's Got the Whole World in His Hands" music video
- media player
- Savanna Bible Memory Buddy Poster



Wow, God!

## 1 Pre-K & K-Friendly Songs

Catchy transition music signals times of welcome, cleanup, prayer, and send-off. These songs ease transitions to what's next. Fun Bible verse songs reinforce biblical truth.

## 2 Music Videos

These best-ever, all-time hits from Group's award-winning VBS programs get little ones up and moving. Songs range from worshipful to flat-out fun—and they all connect with weekly Bible Points. And Elementary kids experience the same songs, so siblings all share the same sing-along family-friendly fun!



## 3 Bible Point With a Faith-Based Response

Your kids won't miss the weekly Bible Points, because whenever the point appears, kids will respond with a shout!

## 4 Crew Guides

Recruiting volunteers has never been easier. Helpers love how they get to join in the learning and fun—and how quickly they connect with kids. No prep required for Crew Guides to simply love kids!

## 5 Helpful Tips

Helpful tips from the trenches sprinkled throughout lessons make life easy for teachers. Instant teacher training!

## 1 Bible Memory Buddy Poster

Each unit's Bible Memory Buddy shows up on a colorful poster along with the key Scripture.

## 2 Buzzly Bee


Your kids' new best friend! Buzzly Bee buzzes into view each week to introduce a Bible Memory Buddy who reminds kids of Bible truths. This recurring "mascot" delights kids—bee-lieve us!

## 3 Bible Memory Buddy Video

Every week's video visit from a Bible Memory Buddy transports children from their classroom into God's glorious creation!

## 4 Memory Scripture

You'll share simple Scripture passage words and actions with your little ones, giving them a memorable faith foundation.



We call helpers Crew Guides. If you lead a small class, you can be the Crew Guide. Simply gather kids in a cozy circle around you. If you have helpers, form smaller groups so each child can be known—and so kids can befriend helpers, too!

Now let's sing a song to tell God we love him, too!

"One Thing Remains" music video

## Bible Memory Buddy and Verse

It's time to talk to our friend Buzzly Bee. Buzzly will introduce us to a Bible Memory Buddy friend. Let's call for Buzzly.

- Flap hands quickly like a bee.
- Make buzzing sounds.

Savanna Bible Memory Buddy video (Week 1)

God made animals, and God made Savanna, our Bible Memory Buddy.

- Show the Bible Memory Buddy poster.
- Explain that Savanna is a tall giraffe with a long neck.
- Invite kids to stretch up and lift their arms high like a giraffe's neck.
- Savanna helps us see that **God always loves us.** (Wow, God!)

Show the Bible. **The Bible is God's true story of love. Our Bible Memory Verse comes from the Bible. Let's say our Bible verse together. I'll say a line, and then you repeat it after me.**

**"And may you have the power** (*make muscles with arms*)  
**to understand,** (*point to head*)  
**as all God's people should,** (*sweep hands in front of you*)  
**how wide,** (*spread arms wide*)  
**how long,** (*move arm in front like tracing a long line*)  
**how high,** (*stretch up with hand above head*)  
**and how deep** (*crouch down*)  
**(God's) love is."** (*hug yourself*)  
(Ephesians 3:18)

It's hard to understand how much God loves us because we can't see God. But we can see God's creation, including animals like Savanna, to see God's love for us. **God always loves us.** (Wow, God!) Let's celebrate with another song!

"He's Got the Whole World in His Hands" music video



# 1 Bible Discovery

**God always loves us!** (*Wow, God!*) Hold up a Bible. **Our true Bible story today tells us God made the whole wide world!**

- Get comfy and sit in knee-to-knee circles with Connect Crews.

❓ **What have you seen in God's world so far today? Invite Crew Guides to share first.**

- Crew Guides give thumbs-up when everyone has shared.

**God created the world, and that means God made everything in our world.**

📖 Read aloud Genesis 1:1.

**Let's explore things God made. First, he made day and night. Do this with me.**

- Pretend to be sunshine and stretch arms up high when the lights are on.
- Pretend to fall asleep with the lights off or dimmed.
- Turn lights on and then dim them. Do this a few times, and end with lights dimmed.

**God always loves us.** (*Wow, God!*) **He loves you in the daytime and in the nighttime. Let's rise and shine and see what else God made!** Turn lights on. **God made the sky, the land, and the water. He said it was good! Let's look at our Bible Story poster.**

- Show the "God Creates the World" Bible Story poster.
- Identify the sky, the land, and the water.
- Give a thumbs-up to show those things are good!

**God made all these good things, and God always loves us.** (*Wow, God!*) **God made plants and trees, too.**

❓ **What plants have you seen in God's world? Shout out some for me to hear.**

- Identify plants on the Bible Story poster.
- Pretend to be flowers by standing straight and tall with hands circled around your head.
- Pretend to be apple trees by stretching your hands and feet like tree limbs.
- Pretend to be Christmas trees or evergreen trees standing tall with hands shaped like a triangle over your head. Sing a few lines of "Jingle Bells."
- Pretend to be grass and move gently in the wind as the fan blows (optional).


**Next, the Bible says God made fish, and birds, and animals!**

## Supplies

- Bible
- "God Creates the World" Bible Story poster
- fan (optional)



Read the verse from the Bible. You're showing kids that God's Word is special. Don't worry—we've kept the verses short for young attention spans.



## 1 Simple Bible Discovery

You'll share Bible stories that are age-appropriate, easy to understand, and reveal God's heart for your kids—they'll know they're simply loved!

## 2 Natural Classroom Management

It's easy to move young children from one activity to the next when they're engaged and having fun—and Crew Guides are here to help with the process!

## 3 Bible Story Posters

Powerful posters are a visual reminder of Bible stories experienced—and Bible truths learned.

## 1 Intentional Relationship Building

Your kids will learn more than just facts. They'll discover they're with friends, that you and your Crew Guides care about them, and—most important—that God loves them beyond measure!

Repeat, repeat! Feel free to do activities more than once. You'll give kids time to catch on and jump in.



Read aloud Genesis 1:20 and 25.

*Sing to the tune of "Mary Had a Little Lamb."*

**God made all the fish that swim,** *(move hands together like fish swimming)*  
**fish that swim, fish that swim.** *(continue moving hands)*  
**God made all the fish that swim** *(continue moving hands)*  
**and said that it was good.** *(give thumbs-up)*

**God made all the birds that fly,** *(flap arms like wings)*  
**birds that fly, birds that fly.** *(continue flapping arms)*  
**God made all the birds that fly** *(continue flapping arms)*  
**and said that it was good.** *(give thumbs-up)*

Assign everyone different animals such as giraffes, elephants, lions, and monkeys. Have kids move like those animals during the last verse.

**God made all the animals,** *(move like animals)*  
**animals, animals.** *(continue moving like animals)*  
**God made all the animals** *(continue moving like animals)*  
**and said that it was good.** *(give thumbs-up)*

Let's talk with our Connect Crews again.

1

- Get comfy and sit in knee-to-knee circles with Connect Crews.
- **What do you love most about God's world?** Invite Crew Guides to share first.
- Crew Guides give thumbs-up when everyone has shared.

I love so many things God made, including each one of you. God's love is everywhere! I'm so glad **God always loves us.** *(Wow, God!)*

Now's a great time for Apply-It Options. Choose one or more that fit your time frame to support today's Bible discoveries before the closing Goodbye Circle..



# Goodbye Circle

It's almost time to say goodbye! Let's sing our goodbye song as we join hands and make one big circle!

## "Goodbye Song" (Simply Music CD track 4)

**God always loves us.** (Wow, God!) We look at God's beautiful world and see his love for us! The Bible tells another way God shows us his love. God loved the world so much he sent his only Son, Jesus, to be our friend. Let's celebrate God's love for us and our friend Jesus! Do this with me.

**Jesus loves you when you sleep.** (have children pretend to sleep)

**Jesus loves you when you eat.** (have children pretend to eat)

**Jesus loves you when you're sad.** (have children make sad faces)

**Jesus loves you when you're glad!** (have children make happy faces)

**Jesus will always love you!** (have kids point to one another)

- Repeat the rhyme several times.
- Pray, thanking Jesus for loving us.
- Show the Bible Memory Buddy poster, and remind kids that Savanna helps us remember **God always loves us.** (Wow, God!)
- Invite Crew Guides to give each child a Savanna sticker. As they give one to each child, have them say, "[Child's name], **God always loves you.**"

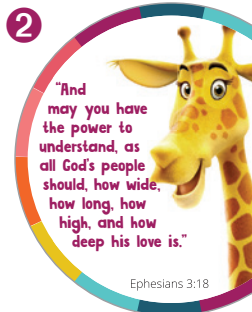
## 1 "How Wide?" (Ephesians 3:18) (Simply Music CD track 5)

- Do Bible Memory Verse motions and move to the music!



### Supplies

- Simply Music CD
  - "Goodbye Song"
  - "How Wide?" (Ephesians 3:18)
- media player
- Savanna Bible Memory Buddy stickers (1 per child)



Saying each child's name in a loving way helps kids simply experience God's love through you!

11

## 1 Bible Memory Verse Song

Here's the best way to make the Bible stick: Sing it! Fun melodies make singing together fun and effective!

## 2 Bible Memory Buddy Stickers

Kids love stickers to wear, keep, and collect! Give a sticker to each child at the end of class as a reminder for families to ask children what they learned about while with you.

## 1 Apply-It Options

Take your pick: a game, an experiment, or something new to explore. Each choice applies the Bible Point to everyday kid life, making faith relevant!

## 2 Food-n-Friendship

You'll have time to snack alongside your kids, pray with them, and find out what they're thinking.

## 3 Easy Game Supplies

Apply-It Games use easy-to-gather supplies or no supplies at all. Perfect for a spur of the moment, 10-minute time filler when the sermon goes long!

# 1 Apply-It Options

Choose one—or all—of these activities to support kids' learning after the Bible Discovery.

## 3 Game

Sit in a circle and play a game like Duck, Duck, Goose. Instead of "Duck" and "Goose," choose names of baby animals and their corresponding grown-up animals to say each round. Example: pony and horse, kitten and cat, puppy and dog, cub and lion.


**God made animals. He said that grown-up animals should have baby animals! God made sure there'd always be animals in our world. God is so great! And God always loves us!** (Wow, God!)




## 2 Food-n-Friendship

**Supplies:** snack, napkins, hand cleanser, *Simply Music* CD, media player

- Give a napkin to a friend and say, **"God always loves us."** (Wow, God!)

 **"Thank You, God"**  
(*Simply Music* CD track 3)

- Eat snack together.
-  **When we pray, we talk to God. Who has something we can talk to God about?**
- Pray together.

**God always loves us.** God loves us through special people in our lives. Let's show our friends we love them by cleaning up their snack!





## Coloring Creation

**Supplies:** "God Creates the World" Coloring Creation pages (1 per child), crayons, glue sticks, wet wipes, real or artificial leaves, *Simply Music* CD, media player

**God always loves us.** (Wow, God!)  
**God created the whole wide world for us to enjoy!**

- Identify on the picture things God made.
- Color the Coloring Creation page.
- Use glue sticks to attach a leaf to the craft page.
- Play "How Wide?" (Ephesians 3:18) (*Simply Music* CD track 5) as kids create.

 **"How Wide?"**  
(Ephesians 3:18)  
(*Simply Music* CD track 5)





# Share God's Love with the Whole Family

## Take-It-Home Resources

Simply Loved Take-It-Home Flyers and Coloring Creation pages are created to take the fun and excitement of that week's lesson and bring it home so families can continue growing in friendship with Jesus together.

## Elementary Take-It-Home Flyers

### Building Friendships With Jesus

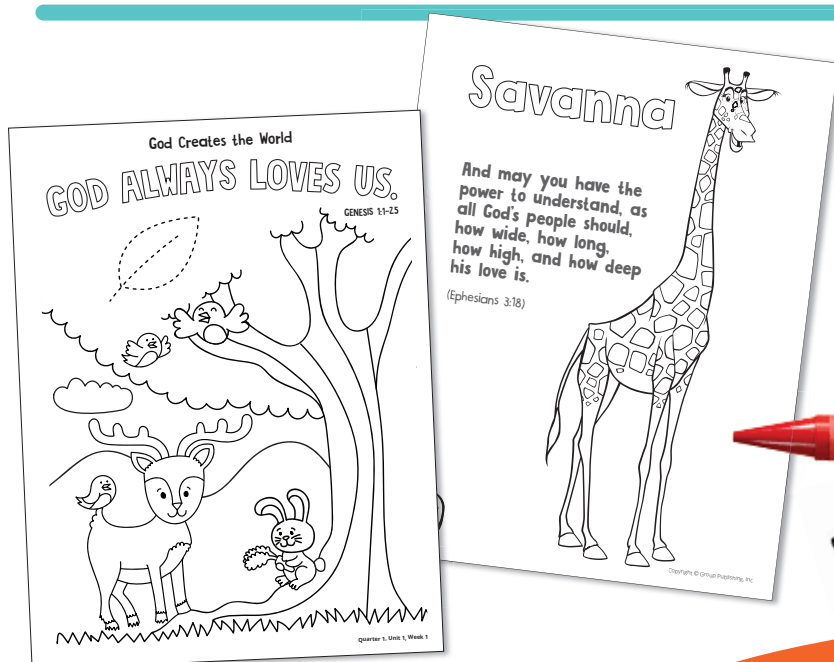


- Take-It-Home Flyers emphasize how that week's lesson ties into a friendship with Jesus. Kids (and families) will discover how much Jesus loves them and wants to be their friend.

### Family Time Discussions

- Invite parents and families into what kids experienced during Sunday school. "Talk" and "Do" sections provide intentional, practical, and easy ways for kids and the rest of the family to discuss that week's Bible Point and apply it to their lives.

### Keeping It FUN

- Take-It-Home Flyers always include simple instructions for how to fold sheets into 3-D shapes, like airplanes, that will quite literally fly out of your church.



## Pre-K & K Coloring Creation Pages

Say goodbye to complicated crafts! Simply Loved Coloring Creation pages provide an easy way for kids to be creative while continuing to emphasize each lesson's Bible Point, Bible Memory Buddy, and Bible Memory Verse.





# Scope and Sequence

## Quarter 1

Unit & Point	Unit 1: In the Beginning God always loves us.	Unit 2: God Has a Plan We can trust God.	Unit 3: Good News for Outsiders Jesus loves everyone.
Bible Memory Buddy & Verse	<b>Savanna the Giraffe</b> "And may you have the power to understand, as all God's people should, how wide, how long, how high, and how deep his love is." (Ephesians 3:18)	<b>Rae the Giant Manta Ray</b> "For the word of the Lord holds true, and we can trust everything he does." (Psalm 33:4)	<b>Decker the Decorator Crab</b> "So now I am giving you a new commandment: Love each other. Just as I have loved you, you should love each other." (John 13:34)
Week 1	<b>God Creates the World</b> (Genesis 1:1-25) <i>Elementary Focus:</i> God always loves us... <b>and gives us all we need to live.</b>	<b>God Calls Abram</b> (Genesis 12:1-8; 15:1-6) <i>Elementary Focus:</i> We can trust God... <b>even when we don't understand.</b>	<b>Shepherds Hear About Jesus' Birth</b> (Luke 2:8-20) <i>Elementary Focus:</i> Jesus loves everyone... <b>even if we feel like outsiders.</b>
Week 2	<b>God Creates People</b> (Genesis 1:26-2:4) <i>Elementary Focus:</i> God always loves us... <b>and gives us a special purpose.</b>	<b>Isaac Is Born</b> (Genesis 18:1-15; 21:1-7) <i>Elementary Focus:</i> We can trust God... <b>because God keeps his promises.</b>	<b>Jesus Befriends Zacchaeus</b> (Luke 19:1-10) <i>Elementary Focus:</i> Jesus loves everyone... <b>and sees our potential.</b>
Week 3	<b>Sin Enters God's World</b> (Genesis 3:1-24) <i>Elementary Focus:</i> God always loves us... <b>even when we want to be in charge.</b>	<b>Jacob Steals Esau's Blessing</b> (Genesis 25:19-26; 27) <i>Elementary Focus:</i> We can trust God... <b>because he's in control.</b>	<b>Jesus Welcomes Children</b> (Luke 18:15-17) <i>Elementary Focus:</i> Jesus loves everyone... <b>and pays attention to us.</b>
Week 4	<b>A Flood Covers the Earth</b> (Genesis 6:9-9:17) <i>Elementary Focus:</i> God always loves us... <b>and gives us do-overs.</b>	<b>Jacob and Esau Make Peace</b> (Genesis 32:3-12, 22-32; 33:1-11) <i>Elementary Focus:</i> We can trust God... <b>to help us get along.</b>	<b>Jesus Talks With a Samaritan Woman</b> (John 4:1-42) <i>Elementary Focus:</i> Jesus loves everyone... <b>and wants us to believe in him.</b>

## Quarter 2

Unit & Point	Unit 1: Joseph's Story God is good no matter what.	Unit 2: The Exodus God takes care of us.	Unit 3: Never Fear, Jesus Is Here! Jesus rescues us.
Bible Memory Buddy & Verse	<b>Mack the Rhino</b> "The Lord is good, a strong refuge when trouble comes." (Nahum 1:7)	<b>Tina Termite</b> "If God is for us, who can ever be against us?" (Romans 8:31)	<b>Guac the Iguana</b> "He saved us, not because of the righteous things we had done, but because of his mercy." (Titus 3:5)
Week 1	<b>Joseph Annoys His Brothers</b> (Genesis 37:1-36) <i>Elementary Focus:</i> God is good no matter what... <b>even when life's unfair.</b>	<b>Moses Is Rescued by Pharaoh's Daughter</b> (Exodus 2:1-10) <i>Elementary Focus:</i> God takes care of us... <b>so we care for others.</b>	<b>Jesus Is Born</b> (Luke 2) <i>Elementary Focus:</i> Jesus rescues us... <b>in unexpected ways.</b>
Week 2	<b>Joseph Goes to Jail</b> (Genesis 39) <i>Elementary Focus:</i> God is good no matter what... <b>and can turn bad into good.</b>	<b>Moses Talks to God at a Burning Bush</b> (Exodus 2:23-4:17) <i>Elementary Focus:</i> God takes care of us... <b>even when we feel like we're not good enough.</b>	<b>Jesus Calms a Storm</b> (Mark 4:35-41) <i>Elementary Focus:</i> Jesus rescues us... <b>through God's power.</b>



# Scope and Sequence

## Quarter 2

Week 3

**God Helps Joseph Interpret Dreams** (Genesis 40–41)

*Elementary Focus:*  
God is good no matter what...**and will help us.**

**God Spares the Israelites at Passover** (Exodus 11–12:42)

*Elementary Focus:*  
God takes care of us...**when we need rescuing.**

**Jesus Forgives the Thief on the Cross** (Luke 23:32–49)

*Elementary Focus:*  
Jesus rescues us...**even when we don't deserve it.**

Week 4

**Joseph Forgives His Brothers** (Genesis 42–45)

*Elementary Focus:*  
God is good no matter what...**and has a plan for us.**

**The Israelites Cross the Red Sea** (Exodus 14)

*Elementary Focus:*  
God takes care of us...**and always makes a way for us.**

**Jesus Comes Back to Life** (Luke 24:1–12, 35–49)

*Elementary Focus:*  
Jesus rescues us...**and fills us with joy!**

## Quarter 3

Unit & Point

**Unit 1: Israel's Wanderings and Wonderings**  
God guides us.

**Unit 2: The Promised Land**  
God helps us be brave.

**Unit 3: Jesus Shows He's God's Promised Son**  
Jesus is God's Son.

Bible Memory Buddy & Verse

**Radar the Bat**  
"Trust in the Lord with all your heart; do not depend on your own understanding. Seek his will in all you do, and he will show you which path to take." (Proverbs 3:5–6)

**Rockette the Flying Squirrel**  
"Be strong and courageous! Do not be afraid or discouraged. For the Lord your God is with you wherever you go." (Joshua 1:9)

**Ray the Glowworm**  
"This is real love—not that we loved God, but that he loved us and sent his Son as a sacrifice to take away our sins." (1 John 4:10)

Week 1

**God Sends Manna and Quail From Heaven** (Exodus 16)  
*Elementary Focus:*  
God guides us...**and gives us what we need.**

**Caleb Trusts God Will Help Them** (Numbers 13–14)  
*Elementary Focus:*  
God helps us be brave...**when we go against the crowd.**

**John the Baptist Tells About Jesus** (John 1:1–28)  
*Elementary Focus:*  
Jesus is God's Son...**and brings light to everyone.**

Week 2

**God Gives the Ten Commandments** (Exodus 20:1–17)  
*Elementary Focus:*  
God guides us...**because he loves us.**

**Rahab Helps the Israelite Spies** (Joshua 2)  
*Elementary Focus:*  
God helps us be brave...**and works through us in unexpected ways.**

**Jesus Is Baptized** (Matthew 3:13–17)  
*Elementary Focus:*  
Jesus is God's Son...**and there's no one like him.**

Week 3

**God's People Worship a Golden Calf** (Exodus 32)  
*Elementary Focus:*  
God guides us...**even when we go our own way.**

**The Israelites Cross the Jordan River** (Joshua 3–4)  
*Elementary Focus:*  
God helps us be brave...**so we thank him.**

**Men Bring Their Friend to Jesus for Healing** (Luke 5:17–25)  
*Elementary Focus:*  
Jesus is God's Son...**and he forgives our sin.**

Week 4

**God Tells His People How to Build the Tabernacle** (Exodus 35:10–36:1–38)  
*Elementary Focus:*  
God guides us...**and gives us work to do.**

**Joshua Leads God's People** (Joshua 1:1–11; 5:13–6:27)  
*Elementary Focus:*  
God helps us be brave...**and promises to go with us.**

**Jesus Brings Lazarus Back to Life** (John 11:1–44)  
*Elementary Focus:*  
Jesus is God's Son...**and has the power to beat death.**



# Scope and Sequence

## Quarter 4

Unit & Point	Unit 1: Wanted: Leader of Israel God is patient.	Unit 2: Road to a King God knows what we need.	Unit 3: Follow Jesus Jesus shows us how to live.
Bible Memory Buddy & Verse	<b>Moe the Sloth</b> "The Lord is merciful and compassionate, slow to get angry and filled with unfailing love." (Psalm 145:8)	<b>Amanda the Red Panda</b> "Don't worry about anything; instead, pray about everything. Tell God what you need, and thank him for all he has done." (Philippians 4:6)	<b>Sal the Spotted-Tail Salamander</b> "For I can do everything through Christ who gives me strength." (Philippians 4:13)
Week 1	<b>Israel Needs a Leader</b> (Judges 2:6-23) <i>Elementary Focus:</i> God is patient... <b>even when we forget about him.</b>	<b>God Provides for Ruth</b> (Ruth 1-4) <i>Elementary Focus:</i> God knows what we need... <b>when we feel alone.</b>	<b>Jesus Is Tempted by Satan</b> (Matthew 4:1-11) <i>Elementary Focus:</i> Jesus shows us how to live... <b>and believe God's Word.</b>
Week 2	<b>Deborah Becomes Israel's Judge</b> (Judges 4:1-16) <i>Elementary Focus:</i> God is patient... <b>and helps us know what to do.</b>	<b>God Answers Hannah's Prayer</b> (1 Samuel 1:1-2:11) <i>Elementary Focus:</i> God knows what we need... <b>when we're hurting.</b>	<b>Jesus Washes His Friends' Feet</b> (John 13:1-20) <i>Elementary Focus:</i> Jesus shows us how to live... <b>and lead others.</b>
Week 3	<b>God Talks to Gideon</b> (Judges 6) <i>Elementary Focus:</i> God is patient... <b>and sees our potential.</b>	<b>God Speaks to Samuel</b> (1 Samuel 3:1-4:1) <i>Elementary Focus:</i> God knows what we need... <b>and speaks to us.</b>	<b>Jesus Teaches Us How to Pray</b> (Matthew 6:5-18) <i>Elementary Focus:</i> Jesus shows us how to live... <b>and talk to God.</b>
Week 4	<b>Gideon Leads God's People</b> (Judges 7) <i>Elementary Focus:</i> God is patient... <b>and we can trust him.</b>	<b>God Gives His People a King</b> (1 Samuel 8-10:25) <i>Elementary Focus:</i> God knows what we need... <b>even when we try to solve our own problems.</b>	<b>The Good Samaritan</b> (Luke 10:25-37) <i>Elementary Focus:</i> Jesus shows us how to live... <b>and love others.</b>

## Holiday 1

Unit & Point	<b>Holiday Pack</b> We celebrate Jesus.
Bible Memory Buddy & Verse	<b>Olivia the Barn Owl</b> "For this is how God loved the world: He gave his one and only Son." (John 3:16)
Week 1	<b>An Angel Appears to Joseph</b> (Matthew 1:18-24) <i>Elementary Focus:</i> We celebrate Jesus... <b>because we trust him.</b>
Week 2	<b>Magi Search for the Messiah</b> (Matthew 2:1-12) <i>Elementary Focus:</i> We celebrate Jesus... <b>because he's the King of kings.</b>
Week 3	<b>Jesus Rides Into Jerusalem on a Donkey</b> (Matthew 21:1-11) <i>Elementary Focus:</i> We celebrate Jesus... <b>because he's our Rescuer.</b>
Week 4	<b>Jesus Dies and Comes Back to Life</b> (Mark 15:16-16:8) <i>Elementary Focus:</i> We celebrate Jesus... <b>because he's our forever friend.</b>



# Scope and Sequence

## Quarter 5

Unit & Point	Unit 1: God Helps David God helps us.	Unit 2: Jesus Helps People in Need Jesus cares about us.	Unit 3: God's Good Kings God is great.
Bible Memory Buddy & Verse	<b>Klymer the Snow Leopard</b> "I look up to the mountains—does my help come from there? My help comes from the Lord, who made heaven and earth!" (Psalm 121:1-2)	<b>Beacon the Rainbow-Billed Toucan</b> "Give all your worries and cares to God, for he cares about you." (1 Peter 5:7)	<b>Zion the Lion</b> "Give thanks to the Lord and proclaim his greatness. Let the whole world know what he has done." (1 Chronicles 16:8)
Week 1	<b>Samuel Anoints David as King</b> (1 Samuel 16:1-13) <i>Elementary Focus:</i> God helps us... <b>and sees our hearts.</b>	<b>Jesus Helps a Roman Officer</b> (Matthew 8:5-13) <i>Elementary Focus:</i> Jesus cares about us... <b>and he's in charge.</b>	<b>God Makes Promises to David</b> (2 Samuel 7:8-29) <i>Elementary Focus:</i> God is great... <b>and there is no one like him.</b>
Week 2	<b>God Helps David Defeat Goliath</b> (1 Samuel 17) <i>Elementary Focus:</i> God helps us... <b>and can do amazing things through us.</b>	<b>Jesus Gives Sight to a Blind Man</b> (John 9:1-41) <i>Elementary Focus:</i> Jesus cares about us... <b>because he's God's Son.</b>	<b>Solomon Asks for Wisdom</b> (1 Kings 3:1-15) <i>Elementary Focus:</i> God is great... <b>so we depend on him.</b>
Week 3	<b>Jonathan Helps David</b> (1 Samuel 18:1-16; 20:1-42) <i>Elementary Focus:</i> God helps us... <b>through faithful friends.</b>	<b>Jesus Helps 10 Lepers</b> (Luke 17:11-19) <i>Elementary Focus:</i> Jesus cares about us... <b>so we thank him.</b>	<b>Jehoshaphat Asks God for Help</b> (2 Chronicles 17:1-6; 20:1-30) <i>Elementary Focus:</i> God is great... <b>and deserves our praise.</b>
Week 4	<b>Abigail Brings Peace</b> (1 Samuel 25) <i>Elementary Focus:</i> God helps us... <b>and gives us self-control.</b>	<b>Jesus Feeds People</b> (John 6:1-14) <i>Elementary Focus:</i> Jesus cares about us... <b>so we trust he'll provide for us.</b>	<b>Huldah Gives King Josiah a Message From God</b> (2 Kings 22:1-23:23) <i>Elementary Focus:</i> God is great... <b>so we obey him.</b>

## Quarter 6

Unit & Point	Unit 1: Prophets Speak for God God is powerful.	Unit 2: Jesus' Upside-Down Kingdom Jesus surprises us.	Unit 3: Away From Home God is always with us.
Bible Memory Buddy & Verse	<b>Yeddy the Himalayan Brown Bear</b> "A final word: Be strong in the Lord and in his mighty power." (Ephesians 6:10)	<b>Swift the Falcon</b> "Jesus told him, 'I am the way, the truth, and the life. No one can come to the Father except through me.'" (John 14:6)	<b>Bubba the Humpback Whale</b> "I will never fail you. I will never abandon you." (Hebrews 13:5)
Week 1	<b>God Show's He's the One True God</b> (1 Kings 18:16-45) <i>Elementary Focus:</i> <b>Have confidence...</b> God is powerful.	<b>The Lost Son Returns Home</b> (Luke 15:11-32) <i>Elementary Focus:</i> Jesus surprises us... <b>with never-ending love.</b>	<b>Jonah Disobeys God</b> (Jonah 1-3) <i>Elementary Focus:</i> God is always with us... <b>even when we go our own way.</b>
Week 2	<b>God Speaks to Elijah</b> (1 Kings 19:1-18) <i>Elementary Focus:</i> <b>Be encouraged...</b> God is powerful.	<b>Jesus Challenges the Pharisees</b> (Matthew 23:1-12, 23-26) <i>Elementary Focus:</i> Jesus surprises us... <b>by rethinking the rules.</b>	<b>Shadrach, Meshach, and Abednego Stand Up for God</b> (Daniel 3:1-30) <i>Elementary Focus:</i> God is always with us... <b>and helps us stand strong.</b>





# Scope and Sequence

## Quarter 6

### Week 3

**Elisha Takes Over for Elijah**  
(2 Kings 2:1-14)

*Elementary Focus:*  
**Don't worry...**God is powerful.

**Jesus Shows Martha What's Most Important** (Luke 10:38-42)

*Elementary Focus:*  
Jesus surprises us...**and wants to spend time with us.**

**Daniel Keeps Praying to God**  
(Daniel 6:1-28)

*Elementary Focus:*  
God is always with us...**when we go against the crowd.**

### Week 4

**God Heals Naaman**  
(2 Kings 5:1-19)

*Elementary Focus:*  
**Wait and see...**God is powerful!

**Jesus Talks With a Rich Man**  
(Matthew 19:16-30)

*Elementary Focus:*  
Jesus surprises us...**with a different way to live.**

**Esther's Courage Saves God's People** (Esther 5-7)

*Elementary Focus:*  
God is always with us...**and helps us be brave.**

## Quarter 7

### Unit & Point

**Unit 1: Back Home Again**  
God forgives us.

**Unit 2: Emmanuel Is Here**  
Jesus is the greatest gift.

**Unit 3: Jesus' Friends**  
Jesus is our friend forever.

### Bible Memory Buddy & Verse

**Cliff the Marmot**  
"But if we confess our sins to him, he is faithful and just to forgive us our sins and to cleanse us from all wickedness." (1 John 1:9)

**LuLu the Golden Monkey**  
"I bring you good news that will bring great joy to all people. The Savior—yes, the Messiah, the Lord—has been born..." (Luke 2:10-11)

**Lawrence Elk**  
"I no longer call you servants, because a servant does not know his master's business. Instead, I have called you friends." (John 15:14-15, NIV)

### Week 1

**Nehemiah Returns to Jerusalem**  
(Nehemiah 1:1-10)

*Elementary Focus:*  
God forgives us...**and hears our prayers.**

**John the Baptist Is Born**  
(Luke 1:1-25, 57-80)

*Elementary Focus:*  
**Tell everyone...**Jesus is the greatest gift.

**Jesus Gathers Disciples**  
(John 1:35-51)

*Elementary Focus:*  
**We're friends because...**Jesus is our friend forever.

### Week 2

**God's People Rebuild Jerusalem's Wall** (Nehemiah 4:1-23; 6:1-15)

*Elementary Focus:*  
**God forgives us...and helps us know what to do next.**

**An Angel Visits Mary**  
(Luke 1:26-56)

*Elementary Focus:*  
**Praise God!...**Jesus is the greatest gift.

**Jesus' Friends Respond to His Arrest** (John 18:1-27)

*Elementary Focus:*  
**Even when we fail...**Jesus is our friend forever.

### Week 3

**Ezra Reads God's Law**  
(Nehemiah 8:1-12)

*Elementary Focus:*  
God forgives us...**and gives us joy.**

**Jesus Is Born** (Luke 2:1-20)

*Elementary Focus:*  
**Surprise!...**Jesus is the greatest gift.

**Jesus Appears to Mary Magdalene**  
(John 20:1-18)

*Elementary Focus:*  
**Celebrate!...**Jesus is our friend forever.

### Week 4

**Prophets Talk About a Coming King** (Zechariah 9:9-10; Isaiah 9:1-7)

*Elementary Focus:*  
God forgives us...**so we have hope.**

**Magi Worship Jesus.**  
(Matthew 2:1-12)

*Elementary Focus:*  
**Found him!...**Jesus is the greatest gift.

**Jesus Makes a Beachside Breakfast for His Friends**  
(John 21:1-25)

*Elementary Focus:*  
**No matter what we do...**Jesus is our friend forever.



# Scope and Sequence

## Quarter 8

Unit & Point	Unit 1: The Church Begins Jesus changes everything.	Unit 2: The Good News Spreads Jesus is for everyone.	Unit 3: Jesus' Followers Endure Hardship Jesus gives us hope.
Bible Memory Buddy & Verse	<b>Apollo the Caterpillar</b> "This means that anyone who belongs to Christ has become a new person. The old life is gone; a new life has begun!" (2 Corinthians 5:17)	<b>Abbee Bee</b> "Therefore, go and make disciples of all the nations, baptizing them in the name of the Father and the Son and the Holy Spirit." (Mathew 28:19)	<b>Scout the Eagle</b> "But those who hope in the Lord will renew their strength. They will soar on wings like eagles; they will run and not grow weary, they will walk and not be faint." (Isaiah 40:31 NIV)
Week 1	<b>The Holy Spirit Comes</b> (Acts 1:1-11; 2:1-41) <i>Elementary Focus:</i> Jesus changes everything... <b>and gives us his power through the Holy Spirit.</b>	<b>Philip Tells the Ethiopian About Jesus</b> (Acts 8:26-40) <i>Elementary Focus:</i> Jesus is for everyone... <b>so we're ready to tell the Good News.</b>	<b>God Frees Peter From Prison</b> (Acts 12:1-19) <i>Elementary Focus:</i> Jesus gives us hope... <b>and answers prayer.</b>
Week 2	<b>The Community of Believers Share</b> (Acts 2:42-47) <i>Elementary Focus:</i> Jesus changes everything... <b>and brings people together.</b>	<b>Peter Visits Cornelius</b> (Acts 10:1-48) <i>Elementary Focus:</i> Jesus is for everyone... <b>and brings people together.</b>	<b>Paul and Silas Sing in Prison</b> (Acts 16:16-40) <i>Elementary Focus:</i> No matter what... <b>Jesus gives us hope.</b>
Week 3	<b>Peter and John Heal a Lame Man</b> (Acts 3:1-11) <i>Elementary Focus:</i> Jesus changes everything... <b>and helps us be bold.</b>	<b>Lydia Believes in Jesus</b> (Acts 16:11-15) <i>Elementary Focus:</i> Jesus is for everyone... <b>so anyone can be his friend.</b>	<b>Paul Survives a Shipwreck</b> (Acts 27:13-44) <i>Elementary Focus:</i> Jesus gives us hope... <b>and will see us through hard times.</b>
Week 4	<b>Ananias Helps Saul</b> (Acts 9:1-31) <i>Elementary Focus:</i> Jesus changes everything... <b>and can turn our lives around.</b>	<b>Priscilla and Aquila Help Apollos</b> (Acts 18:1-3, 18-28) <i>Elementary Focus:</i> Jesus is for everyone... <b>and we can use our gifts to tell others about him.</b>	<b>Jesus Makes All Things New</b> (Revelation 21:1-7) <i>Elementary Focus:</i> Jesus gives us hope... <b>that sin and sadness will be gone forever.</b>

## Holiday 2

Unit & Point	<b>Holiday Pack</b> Jesus is good news!
Bible Memory Buddy & Verse	<b>Ramsey the Bighorn Sheep</b> "But these are written so that you may continue to believe that Jesus is the Messiah, the Son of God, and that by believing in him you will have life by the power of his name." (John 20:31)
Week 1	<b>Mary and Joseph Travel to Bethlehem</b> (Luke 2:1-7) <i>Elementary Focus:</i> Jesus is good news... <b>for people who feel like nobodies.</b>
Week 2	<b>Shepherds Hear the Good News—Jesus Is Born!</b> (Luke 2:8-20) <i>Elementary Focus:</i> Jesus is good news... <b>for everyone.</b>
Week 3	<b>Jesus Saves Us (The Last Supper)</b> (Mark 14:1-26) <i>Elementary Focus:</i> Jesus is good news... <b>for people stuck in sin.</b>
Week 4	<b>Jesus Is Alive! (Resurrection)</b> (Mark 15:33-16:8) <i>Elementary Focus:</i> Jesus is good news... <b>forever.</b>

# Get Started With **Simply Loved**



## **Pre-K & K Kit**


Plus Digital Kit - **\$154.99 - BEST VALUE**  
Standard Kit - \$129.99

## **Elementary Kit**

Plus Digital Kit - **\$154.99 - BEST VALUE**  
Standard Kit - **\$129.99**

Available now for preorder. Releases **June 1, 2020**


# One Kit Contains **Everything You Need** to Get Started




**Leader Guide:** This glance-able guide lets you focus more on the kids and less on “getting through” a lesson. PLUS lessons flex to most classroom formats.

## **Videos and Music:**

Engage kids. Make Bible Points more memorable with high-quality music videos, weekly lesson videos, and volunteer training videos.




**Posters:** Make lessons visually exciting and bring life to your classroom with 12 Bible Story Posters and 3 Bible Memory Posters every quarter.



**Plus:** Kids take home a weekly Bible Memory sticker to wear, keep, or collect. Keep the conversation going with families at home with creative take-homes.



Order the Plus Digital Kit for digital copies of all kit materials plus even more resources!







Where Kids Experience  
God's Greatest Gift