

Also works great with
**KIDSOWN WORSHIP® &
FAITHWEAVER FRIENDS®!**

FAITHWEAVER
Weaving faith into today's families **NOW®**

SAMPLE LESSON

Create a foundation of faith
that lasts a lifetime.

AGE LEVEL:
Grades 3 & 4

- ✓ OVERVIEW OF FAITHWEAVER NOW
- ✓ HOW FAITHWEAVER NOW WORKS
- ✓ SAMPLE LESSON
- ✓ HOW TO GET STARTED

Group
Real. Bold. Love.

HOPE NOW

FaithWeaver NOW weaves 3 fundamental ministry elements together to create a lasting impact for kids, families, and your church:

- ▶ Explore the entire Bible every 3 years
- ▶ Engage kids through proven, Jesus-style teaching methods
- ▶ Empower family conversation by synchronizing all age levels

FAITHWEAVER
Weaving faith into today's families **NOW**®

For pricing information or to order, contact your Group Curriculum supplier.



Tested and approved by thousands of churches and families

10 age levels (Infants-Adult) so the entire family can study the same Bible passage at the same time.



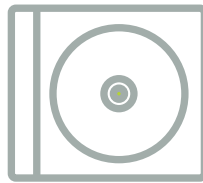
Teacher Packs

Age-appropriate Teacher Packs include:



Teacher Guide

Age-level insights and Bible backgrounds help leaders make a clear Jesus connection for kids.



Audio CD

Fun music, cool sound effects, dramatic Bible skits, and more!



FamilyConnect®

Take-home pages give parents an easy discussion starter.

Plus:



Student Books

Colorful student books for Infants-Middle School and handbooks for Sr. High-Adult include engaging take-home activities each week.



Digital Copies

PDFs of Director Manual, Teacher Guides, and FamilyConnect® with customizable Teacher Guide. Quick electronic access to lesson content for teachers and substitutes.





FAITHWEAVER
NOW


Lesson 1

5

David Becomes King

2 Samuel 5:1-5; Psalm 37

Most third- and fourth-graders are learning to be independent and to rely on themselves. Although we want to encourage responsibility in our children, kids must learn to rely on God to get them through tough times. Circumstances in their lives will occur that they can do nothing about, but God will help them through. God sees the whole picture where we see only roadblocks. Help your kids understand that because of our faith, we can rely on God even when things don't seem to go in the right direction.

LESSON	WHAT CHILDREN DO	SUPPLIES	EASY PREP
1 Getting Started	Getting There (about 10 min.) Play a game to see if they can overcome obstacles.		
2 Bible Exploration	Obstacles Along the Way (about 20 min.) Work with partners to experience how God guided David to become king.	Bibles, blindfold Teacher Pack: paper crown, Bible Timeline	
	Who Do You Rely On? (about 15 min.) Test the strength of different materials.	Bible, 1 bowl per child filled to the top with water, small items that sink in water (such as marbles, pebbles, or coins), paper towels, construction paper, aluminum foil	Be prepared to do this activity where spills won't be a problem.



► **Bible Point**
We can rely on God.

Key Verse
"God is our refuge and strength, an ever-present help in trouble" (Psalm 46:1).

Weaving Faith Into Life
Kids will rely on God, who never fails.

ONE-POINT LEARNING!

Using repetition, kids really learn the one God-focused Bible Point each week!

REAL-LIFE APPLICATION in every lesson!



Grades 3 & 4

Lesson 1

Fall Quarter



6

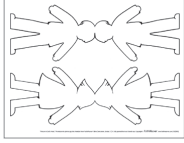
FAITHWEAVER
NOW

EASY PREP

5-10 minutes of prep
a week—sometimes
less!

**THIS
CHART**

makes organizing
the lesson and
supplies easy!

LESSON	WHAT CHILDREN DO	SUPPLIES	EASY PREP
3 Weaving Faith Into Life	In God's Hand <i>(about 10 min.)</i> Create reminders of how they can rely on God.	CD player, Bible Truth Sleuth, markers, tape, scissors, 1 copy per person of the lyrics page (at the end of this lesson) Teacher Pack: CD: "He's the King" (track 2), "Person in God's Hand" handout 	Tear out the Lesson 1 pages from each Bible Truth Sleuth student book. Make copies of the "Person in God's Hand" handout, and cut the figures out. You'll need 1 figure of the corresponding gender per child.
4 Lasting Impressions	Daily Challenges <i>(about 5 min.)</i> Choose a Daily Challenge to apply God's Word.	Bible Truth Sleuth	
	Weaving Faith at Home <i>(about 2 min.)</i> Talk about how to share what they learned with their families.	Bible Truth Sleuth	Tear out the letter to parents from the back of each Bible Truth Sleuth student book.

Fall Quarter

Lesson 1

Grades 3 & 4



2 Samuel 5:1-5; Psalm 37

We begin this quarter of Old Testament studies with the anointing of David as king of Israel. Many years earlier, Israel's first king, Saul, had turned from the Lord, and God had selected David to succeed Saul. For years after that, Saul sought to have David killed. However, David had refused to act against Saul or to become king until he was certain of God's timing. He had lived a difficult life, almost as an outlaw. Now Saul was dead; after being wounded in battle, he had taken his own life. In fact, Saul and three of his sons, including David's friend Jonathan, had died in the same battle (1 Samuel 31:1-6). So the door was wide open for David to become king of Israel.

David didn't rejoice when he learned of the deaths. Instead he and all his men mourned and wept the entire day (2 Samuel 1:1-12). David even wrote a song in honor of Saul and Jonathan, which can be found in 2 Samuel 1:19-27. He was truly saddened that their lives had ended as they did.

David was made king of Judah. Israel followed Abner, the commander of Saul's army, who made Ish-Bosheth, a son of Saul, king over Israel (2 Samuel 2:1-9). After years of much fighting, intrigue, and bloodshed, Ish-Bosheth was murdered, and the leaders of Israel came to David to make him king over them.

David was 37 when he became king over all Israel. He had first been anointed to succeed Saul many years earlier, while still in his teens. After his long, patient wait, David was able to lead Israel to great prosperity, fend off the Philistines, and expand the boundaries of Israel during his reign. David wasn't perfect, but as

he relied on God, God rewarded him and Israel with prosperity.

David wrote Psalm 37, which describes his trust in God even when he was surrounded by enemies. In this psalm, David says to “delight yourself in the Lord and he will give you the desires of your heart” (Psalm 37:4). This could have been the theme of David’s life.

Through Jesus, God showed us how to take every step of life relying on him. Because of Jesus' courage, we can believe that trusting God will always be worth it!

What past experience has God used to teach you how to rely on him?

God has a wonderful way of not letting teachable moments in our lives go to waste. What is God using to teach you right now?

Ask God for wisdom to see and strength to move forward with faith, knowing that he'll always have everything you need. You can write your prayer here.

[illegible]

give teachers a deeper understanding of the Scripture for their own spiritual growth!

and life application of the lesson—to help teachers reflect and pray!



8

FAITHWEAVER
NOW

**EASY-TO-READ
LAYOUT**

makes leading
lessons simple!



1 GETTING STARTED

Getting There

What You'll Do ■■■■■■

Welcome kids warmly as they arrive, and ask them how their week went.

Have kids form two groups. The first group will form a line and link arms. This group will try to act as a roadblock to keep the other group from crossing the room. Members of the second group will individually try to go from one side of the room to the other. Try this game a couple of times, and then have the groups switch roles.

After the groups have switched roles and played again, have them play once more. But this time, add a new rule. The first group members, who have their arms linked, cannot touch or be touched by you, the teacher. Move around, and try to keep the linked group members to one side of the room so that the other group has plenty of room to get by them. Switch roles, and again keep the linked group from blocking the path of the other group.

Talk With Kids ■■■■

Ask:

- Why was it easier to cross the room when I was part of the game?
- When have you ever wanted to get something done and it seemed like things blocked your way?
- What or who do you rely on to help you through frustrating times?

Say: Today we'll learn that David had some very big problems in his life that blocked his way, too. We'll also talk about why ► **WE CAN RELY ON GOD**, even when things happen that seem to block our paths.

2 BIBLE EXPLORATION

Obstacles Along the Way

What You'll Do ■■■■■■

Show kids the "David Becomes King" panel of the Bible Timeline. Have a willing child read aloud 2 Samuel 5:1-5 to the group.

Obstacles Along the Way Supplies

Bibles
blindfold
Teacher Pack
paper crown
Bible Timeline

Fall Quarter

Lesson 1

Grades 3 & 4



SUPPLIES
the supply list is
included with each
activity for easy
reference.





Say: In these verses, we learn that David was 30 years old when he became king. He was king over Judah for seven years and six months, and in Jerusalem, he reigned over all Israel and Judah for 33 years.

But the path to the throne was anything but easy. There were many obstacles in the way of David becoming king and wearing his crown. Today, we'll see how David—and others—relied on God to guide him through all his troubles to lift him up and finally make him king of all Israel and Judah.

Let's look back to when the Bible first introduces David. God had used Samuel the prophet to choose Saul as the first king of Israel. But Saul had turned away from God. So Saul had become an obstacle along the way. God told Samuel to go to Jesse's home to see the one God had chosen to replace Saul. Let's find out what happened.

Ask someone to read aloud 1 Samuel 16:1-5.

Say: Samuel's obstacle was that he feared for his own life—if Saul knew what was going on, he might try to have Samuel killed. But God had a plan to help Samuel, and Samuel followed it.

For the next obstacle, I need some helpers to join me here and be Jesse's sons.

Allow as many as want to join you to do so. You need at least four kids.

Read 1 Samuel 16:6-13 one verse at a time. When you come to one of Jesse's named sons, go to the tallest of your helpers and make a big deal over him or her, but excuse the child and let him or her sit down. Go through the verses until all the kids except one have returned to their seats. When you get to the last child standing, make a big deal over him or her as if he or she were the young David first seen by Samuel.

Say: After Samuel's obstacle of not knowing exactly who God had chosen, David himself experienced year after year of obstacles along the way to becoming king. Some of the obstacles David faced were: He was a just young shepherd, Saul was already king of Israel, and Saul ended up hating David.

Hold up the paper crown for kids to see.

Say: This crown represents being a king. Each of you will get to wear this crown, but like David, you must go through some obstacles to get it. You must also rely on a partner to help you, because you'll be blindfolded.

Have kids form pairs. Select one pair to be the first to try to get the crown. Then have the rest of the group create a human obstacle course. Some suggestions you may want to give to kids include the following:

- Get down on all fours, and make the person step over you.
- Form a "tunnel" with several other kids by kneeling and creating an arch with your arms, and make the person crawl through.
- Stand with your legs apart, and make the person crawl through.



LEARN BY DOING

Creative experiences take kids deeper into the Bible.



10

FAITHWEAVER
Now



GET KIDS THINKING

Rich discussion questions help kids make discoveries and own their faith.

Have one child in the first pair put on the blindfold. Then have the other child guide the blindfolded child through the obstacle course. When the pair reaches the end, have the child remove the blindfold and put on the crown. Then the “King” will decree one simple instruction for the rest of the group to follow. The King might suggest kids run in place for 10 seconds, do three jumping jacks, or sing a silly song. Have partners switch roles. Have the rest of the group members slightly change their positions in the human obstacle course and then repeat the activity. Do this until everyone who wants to be King has had an opportunity.

Talk With Kids ■■■■

Ask:

- What was it like to have obstacles on your way to being the King?
- How were your obstacles like or unlike David’s and Samuel’s?
- How did your guide help you get through the obstacle course, and how did you rely on that guidance?
- How does God help guide you, and how do you show you rely on God?

Say: **David relied on God to make him king. David’s path to the crown of all Israel was very hard and very long. Many troubles and hard times arose—when David probably couldn’t see how he’d ever be king. But God sees things from a different perspective. God knew exactly how to guide David to become king. David knew he could rely on God because God can guide us through all the troubles in our lives.**

Just as you had to rely on your partner to help you through our human obstacle course, David had to rely on God to guide him. And just as David did, ► WE CAN RELY ON GOD to guide us through all the troubles in our lives.

Who Do You Rely On? Supplies

Bible
1 bowl per child filled to the top with water
small items that sink in water (such as marbles, pebbles, or coins)
paper towels
construction paper
aluminum foil

Who Do You Rely On? Easy Prep

Be prepared to do this activity where spills won’t be a problem.

Who Do You Rely On?

What You’ll Do ■■■■

Have a willing child read Psalm 46:1: “God is our refuge and strength, an ever-present help in trouble.”

Direct kids to the bowls of water. Give a few small items to each person, and direct them to place a paper towel on top of the bowl, resting in the water.

Say: **I want you to think of some troubles you or someone you know might face. The small items you hold will represent those problems. We’re going to see who we can rely on to help us with all these problems.**

Pretend the paper towel in the bowl is like trying to rely on yourself to help you out of all your troubles. As you think of a problem, get ready to place your small items on the paper towel.

Fall Quarter

Lesson 1

Grades 3 & 4

FAITHWEAVER
Now

11

Ask:

- **Do you think the paper towel will hold the small items up? Why or why not?**

Allow kids time to think and then to place their small items on top of the paper towel. Ask kids to try to lift the paper towel with the small items on it.

Ask:

- **How is relying on ourselves to lift us out of our problems like trying to lift the small items with the paper towel?**

Have kids remove the paper towels from the bowls. Now have kids each place a piece of construction paper in their bowl of water.

Say: **Now pretend that the construction paper is like trying to rely on your friends to help you out of all your problems.**

Have kids place the small items on top of the piece of construction paper.

Ask:

- **Do you think we can lift the construction paper with our troubles on it? Why or why not?**
- **How is relying on our friends to lift us out of our problems like trying to lift the small items with the construction paper?**

Have kids remove the construction paper from the bowls. Now have kids each place the small items into a piece of aluminum foil, and then set the foil in the bowl with the water covering it. They may want to bend in the sides to create more of a bowl shape.

Say: **Now pretend that the aluminum foil is like trying to have God lift you out of all your problems.**

Ask:

- **Do you think we can lift the foil with our small items on it? Why or why not?**

Have kids lift the aluminum foil up and out of the water. Remove the bowls of water, paper towels, construction paper, and foil.

Talk With Kids ■■■■

Ask:

- **In what ways is God like our aluminum foil?**
- **How can relying on other people and things let us down, the way the paper towel and construction paper did?**
- **When faced with problems and messes, how do we know what to rely on?**



Grades 3 & 4

Lesson 1

Fall Quarter



12

FAITHWEAVER
Now



LIFE APPLICATION

Engaging activities help kids apply Bible truths to everyday life.

In God's Hand Supplies

CD player
Bible Truth Sleuth markers
tape
1 copy per person of the lyrics page (at the end of this lesson)

Teacher Pack

CD: "He's the King" (track 2)
"Person in God's Hand" handout

In God's Hand Easy Prep

Tear out the Lesson 1 pages from each Bible Truth Sleuth student book.

Make copies of the "Person in God's Hand" handout, and cut the figures out. You'll need 1 figure of the corresponding gender per child.

Say: **Relying on God to lift us out of our troubles and to guide us is better than relying on ourselves, our friends, or anything else. He's the only one who's strong enough to stand up to any challenge. David relied on God through all the obstacles that stood in the way of his becoming king. Let's remember that ► WE CAN RELY ON GOD to guide us through all our troubles. Our Key Verse reminds us of that, too! It says, "God is our refuge and strength, an ever-present help in trouble" (Psalm 46:1). Just like our aluminum foil provided strength for our items, God is our strength and will lift us up when we face problems. Let's repeat the Key Verse together.**

Lead kids in repeating the Key Verse a few times, and then close the activity in prayer, thanking God for strength in times of trouble.

3

WEAVING FAITH INTO LIFE

In God's Hand

What You'll Do

Say: **We've been learning about how David relied on God through troubles. Let's read some words he wrote about that.** Read Psalm 37:39-40 aloud to the kids.

Distribute the "Person in God's Hand" copies, giving each girl a girl figure and each boy a boy figure. Have kids color the figures to look like themselves. Then have kids think of problems that they or their families are facing. Have each child quietly write these on one side of the figure.

Play "He's the King" (track 2 on the CD) as kids work. When the song is over,

Say: **God knows what each of our problems is, and wants to help us with them.**

► **WE CAN RELY ON GOD to take the problems we just wrote about and turn them into good things.**

Have kids fold the figures so they stand up. Hand out the Bible Truth Sleuth pages, and direct kids' attention to the "In God's Hand" activity.

Have kids each tape their figure to the picture of God's hand on the Bible Truth Sleuth.

After kids have finished, say: **Let's sing "He's the King" as worship to God and as a prayer of thanks to him because he holds us in his hand and lifts us out of all our problems.** Pass out copies of the lyrics.

Fall Quarter

Lesson 1

Grades 3 & 4



13



Let's sing about the Lord,
The greatness of our God,
For he's the King of everything.
We're wild about his love
And all that he has done,
For he's the King of everything.

I know God; I talk about him every single day.
I pray to him at all times; he's the only way.
I love him! He loves me no matter where I go,
And everything I do will be for God and God alone.

(Repeat from the beginning.)

Let's sing about the Lord,
The greatness of our God,
For he's the King of everything.
We're wild about his love
And all that he has done,
For he's the King of everything.

Let's sing about the Lord,
The greatness of our God,
For he's the King of everything.
We're wild about his love
And all that he has done,
For he's the King of everything.

For he's the King of everything.
For he's the King of everything.

"He's the King" by Jay Stocker and Ben Glover. © 2005 Group Publishing, Inc. All rights reserved.

When the song is over,

Ask:

- What does it mean to place your problems in God's hand?
- If God is a king, what can he do with your problems?

Say: Everyone has troubles. When we feel overwhelmed by problems, we can go to God for refuge. David encountered one trouble after another on his way to becoming king. And once he was king, he faced battle after battle. But even as his problems kept coming, David knew ► **WE CAN RELY ON GOD.**



Grades 3 & 4

Lesson 1

Fall Quarter



14

FAITHWEAVER
Now

Daily Challenges Supplies

Bible Truth Sleuth

DAILY CHALLENGES

Daily Challenge options
give kids a faith that
weaves into their lives.

WEAVING FAITH AT HOME

Each week, kids are
encouraged to talk to
their parents about what
they've learned.

Weaving Faith at Home Supplies

Bible Truth Sleuth

Weaving Faith at Home Easy Prep

Tear out the letter to
parents from the back
of each Bible Truth
Sleuth student book.

4 LASTING IMPRESSIONS

Daily Challenges

What You'll Do ■■■■■

Say: Let's think about how ► **WE CAN RELY ON GOD** this week.

Direct kids to find this week's Daily Challenges on their Bible Truth Sleuth pages. Read these Daily Challenges aloud, and ask kids to choose one that they'll commit to this week. They can choose one or more of these three options:

- **Have a sleepover at your house, and teach your friends the Key Verse.**
- **Each night before you go to bed, thank God for taking care of you that day.**
- **Each morning tell your parents that you trust God to take care of your family that day.**

Make sure you choose a Daily Challenge as well, and share your decision with kids. Kids will be more inclined to follow through on their commitments when they see you doing the same.

Talk With Kids ■■■■

Ask:

- **What's a practical way you're going to do your Daily Challenge? Share a time, a place, or other ideas.**

Say: ► **WE CAN RELY ON GOD** the way David did. As we grow closer to God and rely on him alone, God makes our lives something very special. Let's rely on God by following through with our Daily Challenges this week.

Weaving Faith at Home

Send the parent letters home with your kids or give them to parents when they pick up their children. This is a great way to show families they're important to your church and to support their role as spiritual leaders to their children.

Encourage kids to talk with their parents about the Daily Challenges they chose and what they learned about relying on God. Also encourage kids to do the activities on the "HomeConnect" section of their Bible Truth Sleuth pages with their families.

Talk to your Director about e-mailing the FREE FamilyConnect to all your church's families. Available at group.com/digital.

End the lesson with a prayer, asking for help to remember that we can rely on God to guide us through all our troubles.

Fall Quarter

Lesson 1

Grades 3 & 4



FAITHWEAVER
NOW

15

He's the King

Let's sing about the Lord,
The greatness of our God,
For he's the King of everything.
We're wild about his love
And all that he has done,
For he's the King of everything.

I know God; I talk about him every single day.
I pray to him at all times; he's the only way.
I love him! He loves me no matter where I go,
And everything I do will be for God and God alone.

(Repeat from the beginning.)

Let's sing about the Lord,
The greatness of our God,
For he's the King of everything.
We're wild about his love
And all that he has done,
For he's the King of everything.

Let's sing about the Lord,
The greatness of our God,
For he's the King of everything.
We're wild about his love
And all that he has done,
For he's the King of everything.

For he's the King of everything.
For he's the King of everything.

"He's the King" by Jay Stocker and Ben Glover. © 2005 Group Publishing, Inc. All rights reserved.



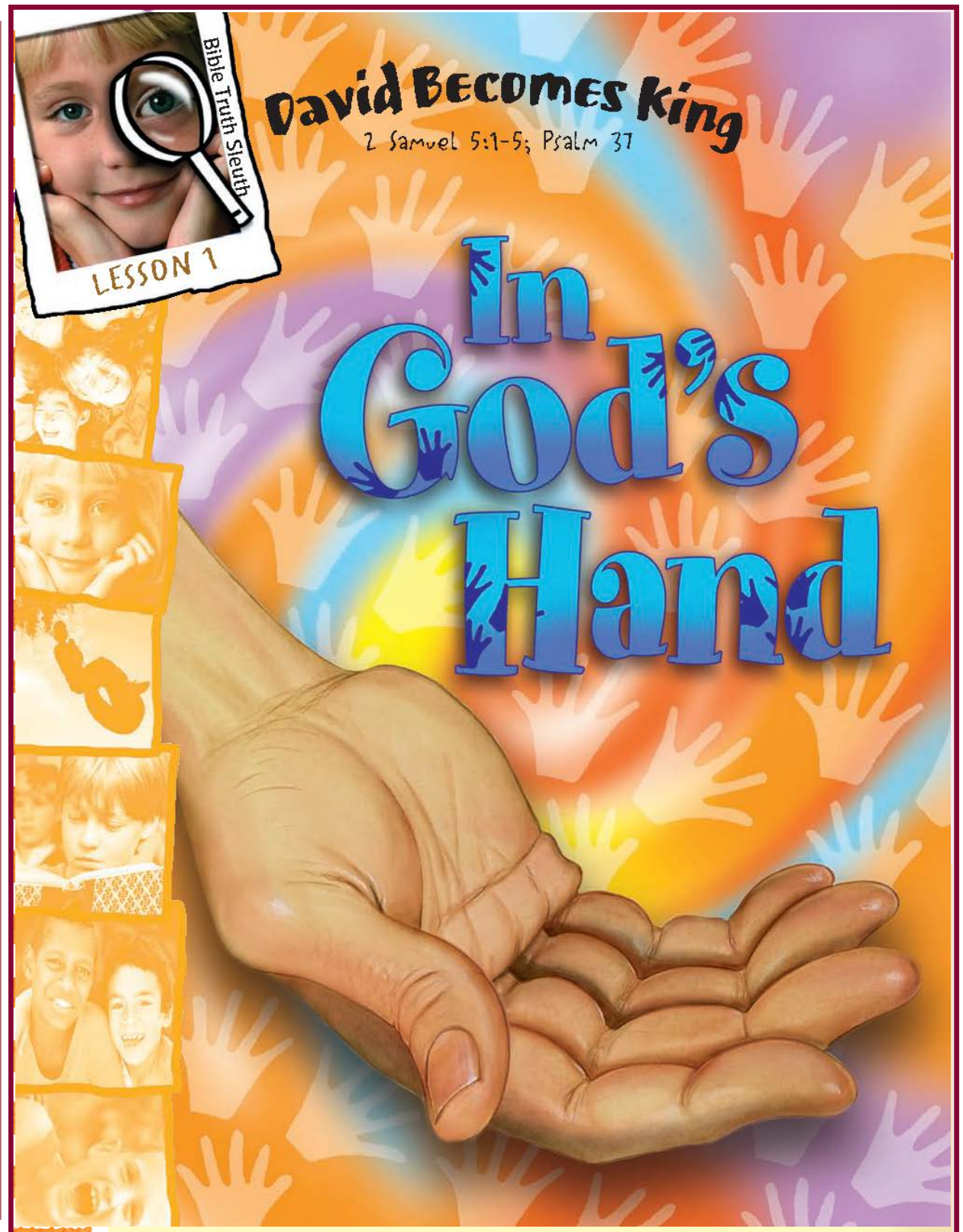
OK
TO COPY
© FaithWeaver NOW™ group.com

Grades 3 & 4

Lesson 1

Fall Quarter







BIBLE FOCUS (THE BASICS)

David faced many obstacles on his way to becoming king. David was young. He was a shepherd, not a soldier. The current king, Saul, hated David and tried many times to kill him. David was forced to flee from his own country. Saul was eventually killed in a battle. But even then, the followers of Saul contested the throne of Israel. Not until after many trying years did David become the king God had chosen.

Many times the way to the throne looked hopeless, but David relied on God because he knew that God would guide him through all the trials he had to face.

Bible Point: We can rely on God.

Key Verse: "God is our refuge and strength, an ever-present help in trouble" (Psalm 46:1).

A Matter of Course



Create an obstacle course in your yard or in a park. Try to find things to go over, under, or around. As you go through the challenges, talk about how God reliably guides us through all the obstacles we have to face.

Daily Challenge

Today kids committed to one of the following Daily Challenges. Help your child weave faith into life this week and

follow through on his or her challenge! (Have kids circle their choice below.)

- Have a sleepover at your house, and teach your friends the Key Verse.
- Each night before you go to bed, thank God for taking care of you that day.
- Each morning tell your parents that you trust God to take care of your family that day.

THE WORD FOR THE WEEK

MONDAY Psalm 37:5-6

How can you "commit your way to the Lord"?

TUESDAY Psalm 37:18

According to this verse, why can you rely on God?

WEDNESDAY Psalm 37:23-24

What is an example of one way the Lord upholds you when life gets difficult?

THURSDAY Psalm 37:30-31

How can you be this kind of person this week?

FRIDAY Psalm 37:39

How has the Lord been a stronghold in your life?

SATURDAY Psalm 37:40

How has God helped you recently?

What are you doing to weave faith into your life?



Copyright © FaithWeaver NOW™ Lesson 1



ORDER TODAY!

Shop now by contacting your favorite
curriculum supplier, or by visiting
Group.com/FaithweaverNow

