



# sample PaK

**AGE LEVEL:** Preschool  
(Ages 3 & 4)

**THEME:** To the Rescue!  
*13 Bible stories about God's  
amazing provision*

- ✓ OVERVIEW OF BUZZ
- ✓ HOW BUZZ WORKS
- ✓ SAMPLE LESSON:
  - Leader Devotion
  - Directions
  - Bible Buzz Cards
  - Faith Buzz @ Home
- ✓ HOW TO GET STARTED

Discover Buzz—the instant Sunday school—  
where all you prepare is your heart.





**GET KIDS**

# bUZZiNg AbOuT GoD!



KAREN loves kids. Loves 'em! She's always been one of the first to volunteer to help in your children's ministry. But the hours of preparation and study are wearing her down. And lately it seems she's usually busy on Sundays.

THEN you heard the buzz about a curriculum they called "instant." Could a no-prep Sunday school actually work?

NOW Karen just opens the box and gets going. She's free to do what she does best—share her love of Jesus with kids...and change their lives forever.

GETTING more volunteers—and keeping them longer—is something you don't have to worry about anymore. You can aspire for more in children's ministry with Buzz Sunday school.



# SWEET!

## All you prEpare iS YoUr hEaRt!

Volunteers love it because it's easy. Kids love it because it's different every week. YOU'LL love it because...

- Buzz is perfect for busy volunteers. Since all they prepare is their heart, you'll never burn them out.
- Buzz keeps kids' attention with Bible stories they haven't heard before—those less often told but just as memorable. Children learn in their own style, and they choose which way the lesson goes.
- You simply open the box and go. Teachers follow the lesson step by step, experiencing God's Word together with the kids.

Group's Buzz Sunday school curriculum gives you everything you need to be a super success. And best of all, you'll bring kids closer to Jesus!



## What's Inside...

Overview .....	2
How Buzz Works .....	4
Leader Devotions .....	5
Directions .....	6-9
Bible Buzz Cards .....	10-15
Faith Buzz at Home .....	16
Getting Started .....	17



### SEE WHY **BUZZ** WILL WORK FOR YOU!

- ✓ **5 AGE LEVELS:** Preschool, Pre-K&K, Grades 1&2, Grades 3&4, Grades 5&6
- ✓ **SCOPE AND SEQUENCE:** 2 years
- ✓ **FORMAT:** Classroom setting
- ✓ **LENGTH:** 45 – 60 minutes



Check out this 2-minute overview.



# How **buZZ** works in the classRoom:

The Directions lead you step by step through these six steps each week. (See page 6)



#1

## BUZZ BOND

This relationship-building time helps your leaders and kids get to know one another.

(5-10 minutes)

#2

## GOD SIGHTINGS®

Kids learn how to see God in everyday circumstances throughout their week.

(up to 5 minutes)

#3

## BIBLE BUZZ

What makes Buzz so special is the unique way Bible activities lead children deeply into God's Word. Every activity leads to one Point for the week.

(25-30 minutes)

#4

## BUZZ IN ACTION

The Point doesn't stay at church. Kids learn to live out God's Word personally by applying what they learn in the coming week.

(5-10 minutes)

#5

## LET'S PRAY

Buzz takes prayer to a whole new level. Buzz teaches kids how to pray with age-appropriate prayer starters.

(5-10 minutes)

## FAITH BUZZ AT HOME

Faith Buzz at Home helps parents and kids keep faith conversations going all week long!

### WHAT OUR FRIENDS IN MINISTRY ARE SAYING...

*"As a new teacher, I'm so thankful to have Buzz. It is perfect for our class. The children really enjoy it, as well!"*

—Sandy M., Children's Ministry Director, Nine Mile Falls, WA



## THEME:

**To the Rescue!** 13 Bible stories about God's amazing provision*(each age level has a new theme each quarter)***Week 8: April 21****Jesus Is the Good Shepherd** JOHN 10:1-16 *We ask Jesus to help us.***What the Bible Says**

Jesus uses two powerful word pictures to illustrate his relationship with his followers. First, he describes himself as the good shepherd and his followers as a flock of sheep. Jesus explained that he, like a shepherd, leads his flock; he calls his sheep by name, and the sheep recognize his voice and follow him. He points out that sheep won't follow a stranger since they don't know his voice. Jesus finishes this word picture by saying that, as the good shepherd, he would even sacrifice his life for his sheep.

Jesus next describes himself as a gate, drawing upon the idea of a doorway or opening in a wall that sheep go through to enter their sheepfolds at night. In this word picture, Jesus says that those "who come in through me will be saved."

**What It Means**

In the west, a shepherd usually guides from behind, driving his flock forward with the assistance of sheepdogs. But in the Middle East during Jesus' time (and still today), a shepherd walked up front, calling out repeatedly, and his sheep followed him, literally by listening to him. Jesus, like a shepherd, provides direction and clear guidance for us in our lives. By saying the shepherd

calls the sheep by name, Jesus gives us—his sheep—individual significance. In verse 14, Jesus says that he knows us intimately. He refers to his coming death on the cross for our sake and likens it to a shepherd sacrificing his life to protect his flock from a predator.

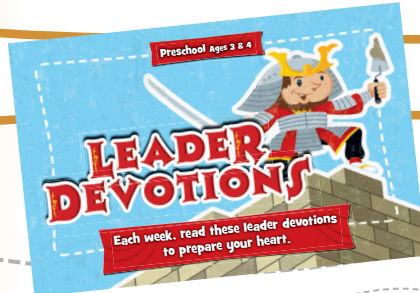
**Why It Matters**

If there's one word to describe the tone of Jesus' shepherd illustration, it's *intimacy*. The shepherd doesn't sit at a distance—he's hands-on and up close. He knows his sheep; he notices when they're hurt or sick or lagging behind. The relationship Jesus portrays isn't aloof or robotic or authoritarian. Instead, it's the close, familiar care of a shepherd who not only leads the flock but also feeds them and protects them and tends to their wounds. This is the kind of intimate relationship Jesus desires to have with you. He knows you. He calls your name. He's ready to guide and protect you.

20

**PREPARE THEIR HEARTS**

Leaders dig into each week's passage and apply it to their lives on an adult level.

**God Sightings®**

As the shepherd calls to his sheep, God calls to you to guide and help you. Listen today for God's voice. He may speak through a circumstance, through the words of a friend, through Scripture, or through feelings in your heart. Be attentive to his voice. Respond to his leading.

**Prayer Starter**

Pray that your kids will get to know God as the loving, caring shepherd who's ready to protect them. Write your prayer here.

---



---



---



---

**PRAY**

Leaders pray for their kids during the week.

**GOD SIGHTINGS®**

Leaders look for God each week—then share with kids.

21

# Directions

## WHAT YOU NEED EACH WEEK

### WHAT YOU NEED

Leaders find every supply they'll need—and it's all in the box!



### WEEKLY DEVOTIONS FOR LEADERS

Before class, read this week's devotion to prepare your heart! (2 copies per kit)



To the Rescue! Box



Buzz Bond Cards



Atom Ball



To the Rescue! CD



Key Verse Lyrics Sheet



Bible Buzz Cards Booklet



Color Cube



Buzz in Action Board



5 Finger Puppets



Prayer Pond



Go Fishing Game



Faith Buzz at Home Card Set



Wikki Stix



2 packages Color Switchers Markers

### YOU'LL NEED THESE CLASSROOM SUPPLIES:

- ☐ Bibles ☐ CD player ☐ tape ☐ pencils
- ☐ crayons ☐ glue ☐ scissors ☐ paper

### SUPPLIES

These are the only outside supplies you'll ever need. It's that simple!





**WHAT YOU DO EACH WEEK****Don't skip a step!****Before Class: Prepare Your Heart****(5 to 10 minutes)**

- 1 Open the Leader Devotions booklet , and read the Leader Devotion for this week.



**IT'S SIMPLE**

Step-by-step directions make it easy for leaders to pick up and go, and the steps remain the same all quarter to keep things super simple.

**Part 1: Buzz Bond** where kids connect**(5 to 10 minutes)**

- 1 Have kids sit in a circle.
- 2 Have the child dressed most like you draw a Buzz Bond Card  from the deck.
- 3 Follow the instructions on the card to lead kids in a fun activity using the Atom Ball .
- 4 Got extra time? Do it again!

**Part 2: God Sightings®** where kids see God at work**(up to 5 minutes)**

- 1 Have kids repeat one of the Key Verses below phrase by phrase:
  - **March 3-April 7:** "Jesus is the Messiah, the Son of God and...by believing in him you will have life." (John 20:31) (song: CD track 6)
  - **April 14-28:** "The LORD is my helper, so I will have no fear." (Hebrews 13:6) (song: CD track 2)
  - **May 5-26:** "We put our hope in the LORD. He is our help and our shield." (Psalm 33:20) (song: CD track 11)
- 2 Lead kids in singing the Key Verse song on the CD . Refer to the song lyrics on the Key Verse Lyrics Sheet .
- 3 To help kids look for God all the time, tell about a time this week you saw God at work in your life. Then encourage kids to share stories of their own.

**KEY VERSE**







Each week, kids learn a Bible verse. The key verse songs on the CD help these Scriptures stick.

### BIBLE BUZZ CARDS








Kids experience the Bible story five different ways. And kids get to choose what comes next, so they're never bored.

## Part 3: Bible Buzz Where kids dig into the Bible

(25 to 30 minutes)



- 1 Open the Bible Buzz Cards Booklet  to the five cards with the date closest to today.
- 2 Tear out all five different Bible Buzz Cards  for today's Bible lesson. Spread out the cards, picture down.
- 3 First, follow the directions on the Bible Buzz Card  with the  icon to lead kids in an amazing experience with the Bible.
- 4 Roll the Color Cube . The child wearing the most of the color you roll gets to choose the next Bible Buzz Card  to experience.
- 5 Lead children by following the instructions on the Bible Buzz Card  the child chooses.
- 6 You've got three more cards to go, so repeat steps 4 and 5.

## Part 4: Buzz in Action Where kids apply what they've learned (5 to 10 minutes)



- 1 Have kids sit in a circle.
- 2 Read the  Point from the Bible Buzz Cards .
- 3 Determine what five colors your Finger Puppets  are.
- 4 Have kids pass the five Finger Puppets  separately behind their backs.
- 5 Call "freeze" and name one of the colors of the puppets.
- 6 The child holding that color puppet can choose an activity on the Buzz in Action Board .
- 7 Lead kids in doing the activity on the Buzz in Action Board , using the Finger Puppets .



**Part 5: Let's Pray** where kids talk to God**(5 minutes)**

- 1 Set out the Go Fishing Game .
- 2 Have three kids use the fishing poles to catch fish. When the pond stops rotating, give three other children a chance to catch fish, until everyone has had a turn. (Depending on the development of your preschoolers, you may want to let them catch fish without the pond rotating and allow about 20 seconds per turn.)
- 3 After everyone has had a turn, determine how many total fish were caught.
- 4 Find the fish on the Prayer Pond  with the number that matches your group's total. (If kids caught 3, 4, 5, or 6 total fish, they can choose from two prayer starters.)
- 5 Read the prayer starter, and have kids finish the prayer.

**Part 6: Faith Buzz at Home** where kids take it home**(2 minutes)**

- 1 Find the sheet of Faith Buzz at Home Cards  with the date closest to today.
- 2 Rip the cards apart, and distribute one to each child.
- 3 As you distribute each Faith Buzz at Home Card , encourage kids to show it to their parents so they can use the card in a fun way to talk about the Bible story.

**FAITH BUZZ AT HOME**

Each child will get a Faith Buzz at Home card each week to take the fun and meaningful faith growth home. Now included in kit!



To the Rescue! Preschool, Spring. © Group Publishing, Inc.  
Printed in the United States of America. 123034

## A LOOK AT BIBLE BUZZ CARDS

**Week:** Use this to help you determine which five cards you'll need each week. Use the cards with the date closest to today's date.

**Bible:** Look for this picture on one card each week—that's the card you'll start with.

**Picture:** Show kids the picture to help them visualize the story. (Note: Most weeks have the same picture on all five cards for that week.)

**Lesson Title:** This title tells you what story you'll teach.

**Passage:** These Bible verses are used in the lesson.


**Activity Title:** These titles tell kids what they'll do.

**Smart:** The kind of activity on each card is labeled here. For more information on the smarts, see the end of this booklet or look in your Leader Devotions introduction on page 4.

**Point:** This is the key application point kids will take away each week.

**Activity:** Each card contains a meaningful activity that will get kids engaged in God's Word.

**Bible:** Look for this picture on one card each week—that's the card you'll start with.



Jesus Washes His Friends' Feet

John 13:1-17

WEEK 1: MARCH 3

**Logic Smart** **Discuss It!**

**POINT → WE BELIEVE JESUS IS ALIVE.**

Open your Bible to John 13, and show kids the words. SAY: The Bible is God's special book that shows how God takes care of people. Today we'll learn how Jesus came to the rescue by washing his friends' feet. Jesus loved his friends, but he knew it was time to leave them. Jesus was going back to heaven.

ASK: Tell about a time you had to leave someone you loved to go somewhere else.

SAY: Jesus wanted to do something special for his friends before he left the earth. He got a towel and some water and washed his friends' feet. Washing feet was a job only servants did back then. But Jesus wasn't a servant, so he was doing something very special.

ASK: What are some jobs people have that serve other people?

SAY: Peter didn't think someone as wonderful as Jesus should wash people's feet. He told Jesus no. But Jesus said, "Unless I wash you, you won't belong to me." Peter wanted to belong to Jesus! He asked Jesus to wash his hands and head, too.

ASK: Think of someone who seems too important to do one of the jobs we thought of before. What makes them too important?

SAY: Jesus told Peter that only his feet were dirty, so that was all he needed to wash. Then Jesus told his friends to take care of others the way Jesus had taken care of them. Jesus still takes care of us today, and that's why **WE BELIEVE JESUS IS ALIVE** and belongs to Jesus, too!

**Week:** Use this to help you determine which five cards you'll need each week. Use the cards with the date closest to today's date.

Bible Buzz Card, Preschool, Week 1: March 3  
© Group Publishing, Inc.



**"SMARTS"**

Throughout the five cards each week, kids will use different "smarts" to dig into the Bible. You can reach all learners with these great activities!

**Body Smart****Act It!****POINT ➔ WE ASK JESUS TO HELP US.**

Open your Bible to John 10, and show children the words. SAY: **The Bible is God's special book that tells how God takes care of people. It tells us about Jesus, our good shepherd. A shepherd takes care of sheep. He leads them to food and water, protects them, and gets them home safely at night. Jesus said that he's like a shepherd and that we're his sheep. Let's all pretend to be sheep right now.**

Have children pretend to be sheep. Arrange chairs around them to be a pen. SAY: **Jesus said that if someone tries to climb over the fence instead of coming in through the gate, that person isn't the shepherd. He's trying to hurt the sheep. Point to one corner of the pen. SAY: Look! Someone's trying to climb over the fence. Move away from him.** Have children do so. **Jesus protects you the way a shepherd protects sheep.**



Bible Buzz Card, Preschool, Week 8: April 21  
© Group Publishing, Inc.

Pretend to open the gate. Lead the children out of the pen and around the room, walking in funny ways. **Sheep follow the shepherd when he calls. Pretend I'm your shepherd, and follow me. Jesus leads us, too, and we can follow him the way sheep follow the shepherd. Jesus says he calls us by name.** Lead the children back into the pen, calling them by name. Pretend to close the gate.

ASK: **Shepherds lead sheep. What does Jesus do to lead you?**

**What does Jesus do to take care of you?**

SAY: **The Bible says, "The LORD is my helper, so I will have no fear" (Hebrews 13:6). Jesus, the good shepherd, wants to be our helper. That's why ➔ WE ASK JESUS TO HELP US.**

**ICONS**

Look for the Bible icon on each week's set of five cards to know where to start. Kids will experience the full Bible story on this card.

**36**

Picture Smart

## Bend It!

**POINT** ➔ **WE ASK JESUS TO HELP US.**

Give each child one of the *Wikki Stix*. Help each child bend the stick into a rough shape of a sheep. Keep it simple: a circle or oval will do. Then help kids work together to create a pen or fence with the remaining *Wikki Stix*. You'll want to have one part of the fence that can swing open like a gate.

Play ● "The Shepherd Takes His Sheep" (track 4) on the *CD*. As the song plays, guide the children in using the figures to show what Jesus said about how shepherds take care of sheep and how he is our good shepherd. Kids can open the gate for the sheep, lead the sheep around the pen the way a shepherd would, protect the sheep from danger, and lead the sheep safely back into the pen. Talk with children about what Jesus said while they play.

ASK: **Why do sheep need to follow the shepherd and stay close to him?**

What could happen if a sheep didn't follow the shepherd?

What can we do to be like sheep and follow Jesus, our good shepherd?

SAY: **When we ask Jesus to help us and we do what he says, it's like being his sheep and following him through the gate where he can care for us. ➔ WE ASK JESUS TO HELP US because he's our shepherd.**

**DIGGING IN**

Four more cards each week help kids dig further into the Scripture.



**PRACTICAL APPLICATION**

Each week focuses on a practical application point.

**Logic  
Smart**
**Compare It!**
**POINT ➔ WE ASK  
JESUS TO HELP US.**

**SAY:** You probably don't know any shepherds. There aren't a lot in our country today. But you might know a farmer who takes care of animals. And I bet you know someone who has a pet!

**ASK:** Tell about a pet you have or would like to have.

What do people do to take care of pets?

What do pets do to show love to their owners?

How are pet owners like shepherds?

How does Jesus take care of us the way people take care of pets?

**SAY:** We take good care of our pets. We feed them, love them, and keep them safe. ➔ **WE ASK JESUS TO HELP US,** because he wants to take care of us.

Logic  
Smart

## Describe It!

**POINT** ➔ **WE ASK  
JESUS TO HELP US.**

**SAY:** We read in the Bible today about Jesus, the good shepherd. Jesus takes care of people the way a shepherd takes care of sheep.

**ASK:** Tell about a time you saw a sheep, maybe on a farm, at a petting zoo, on TV, or in a book. Encourage kids to talk about sheep, what they look like, what they do, and experiences the kids have had with them.

**What are some things that sheep need?** Use one of the *Color Switchers Markers* to make a list of kids' answers.

**SAY:** I'm going to read this list of things sheep need. As I read them, decide if they're things people need, too. If I read something that people need, raise your hand and you'll get to color over the word with a marker. Read items from the list, one at a time. If the item is something that both people and sheep need, choose a child to color over the word with the white side of one of the *Color Switchers Markers*.

**SAY:** Good shepherds make sure sheep have all the things they need from this list.

**ASK:** What does Jesus do to take care of us like a good shepherd?

**SAY:** Jesus takes care of us like a shepherd cares for his sheep. When we need something, ➔ **WE ASK JESUS TO HELP US.**

**IT'S EASY**

Kit supplies stand out so you can quickly grab them.

People  
Smart**Hear It!****POINT ➔ WE ASK  
JESUS TO HELP US.**

Choose two children to stand with you. SAY: **The Bible says that the Good Shepherd's sheep know his voice. Let's play a game. We'll pretend I'm the shepherd. You are my sheep. You'll turn around and close your eyes.** [Names of children standing with you] **and I will take turns talking to you.** [Names of children] **will try to sound like me. If anyone but me is talking, be very quiet and do not move. When you hear my voice, though, turn around and clap and cheer.**

Have "sheep" turn around and close their eyes. Have the kids standing by you imitate you. Then take your turn. Repeat the activity with different kids up front, so others can try to copy your voice.

ASK: **What made it easy or hard to know when I was speaking?**

**What makes it easy or hard to hear what Jesus, our good shepherd, says to us?**

SAY: **We learn to know Jesus' voice by learning what the Bible says. As you learn what the Bible says**

and someday read it for yourself, you'll know Jesus' voice in your heart and how he's showing you to live. It will be just as easy for you to recognize Jesus' directions as it was to recognize my voice. And when ➔ **WE ASK JESUS TO HELP US**, we listen for his answer. This week, let's listen and look for how Jesus is helping us.

**QUESTIONS**

Activities are always debriefed with meaningful questions that get kids thinking and talking about faith.



**FAITH****bUZZ  
At hOme**

The “take-homes” that actually make it **HOME...**  
**AND CHANGE FAMILIES!**



**WEEK 8: APRIL 21**  
**We ask Jesus to help us.**  
**Read: John 10:1-16**

**LOGIC SMART Follow It!**

Take turns leading your family members, their eyes closed, through an obstacle course of chairs. Snap the card against your fingers, and have family members listen for the sound of the card snapping to know where to go.

**ASK:** What did you do to listen to the card so you could follow it?

What do you do to listen to Jesus, your shepherd, so you can follow him?

Permission to photocopy this page from Buzz®:  
 To the Rescue! granted for local church use.  
 Copyright © 2013 Group Publishing, Inc. [001 USA 1112]

Kids will be eager to initiate these game-like experiences that encourage faith conversations with their parents. These fun and simple weekly conversation pieces help families grow in faith together.

In each kit you'll get 13 sheets of 10 perforated cards—one for each week for up to 10 kids. Need more? Photocopy them on cardstock for your unexpected visitors to make sure everyone is included in bringing the faith conversation home!

Here's why we think you'll love the new Faith Buzz at Home Cards:

- There's a new card every week—making it easy to give to every child!

- Reproducible cards means you'll never have to worry about running short if your attendance unexpectedly surges.\*

- Faith Buzz at Home is more than just a family activity. The card itself becomes a gizmo as kids and their families use it in a playful way to unpack that week's truth.

- The cards are dated to make it ultra-easy to get the right week in each child's hands.

\* Note: We recommend using cardstock for photocopies, as many of the activities won't work on regular paper. On occasion, there may be some activities that will only work with the original printed card sheets.

# ORDER NOW!

Shop now by contacting your favorite curriculum supplier

