



sample PaK

AGE LEVEL: Grades 3 & 4

THEME: Tempest
*13 Bible stories about
supernatural events*

- ✓ OVERVIEW OF BUZZ
- ✓ HOW BUZZ WORKS
- ✓ SAMPLE LESSON:
 - Leader Devotion
 - Directions
 - Bible Buzz Cards
 - Faith Buzz @ Home
- ✓ HOW TO GET STARTED

Discover Buzz—the *instant* Sunday school—
where all you prepare is your heart.



GET KIDS

bUZZiNg AbOUt GOd!



KAREN loves kids. Loves 'em! She's always been one of the first to volunteer to help in your children's ministry. But the hours of preparation and study are wearing her down. And lately it seems she's usually busy on Sundays.

THEN you heard the buzz about a curriculum they called "instant." Could a no-prep Sunday school actually work?

NOW Karen just opens the box and gets going. She's free to do what she does best—share her love of Jesus with kids...and change their lives forever.

GETTING more volunteers—and keeping them longer—is something you don't have to worry about anymore. You can aspire for more in children's ministry with Buzz Sunday school.

SWEET!

All you prEpare iS YoUr hEaRt!

Volunteers love it because it's easy. Kids love it because it's different every week. YOU'LL love it because...

- Buzz is perfect for busy volunteers. Since all they prepare is their heart, you'll never burn them out.
- Buzz keeps kids' attention with Bible stories they haven't heard before—those less often told but just as memorable. Children learn in their own style, and they choose which way the lesson goes.
- You simply open the box and go. Teachers follow the lesson step by step, experiencing God's Word together with the kids.

Group's Buzz Sunday school curriculum gives you everything you need to be a super success. And best of all, you'll bring kids closer to Jesus!



What's Inside...

Overview	2
How Buzz Works	4
Leader Devotions	5
Directions	6-9
Bible Buzz Cards	10-15
Faith Buzz at Home	16
Getting Started	17



SEE WHY **BUZZ** WILL WORK FOR YOU!

- ✓ **5 AGE LEVELS:** Preschool, Pre-K&K, Grades 1&2, Grades 3&4, Grades 5&6
- ✓ **SCOPE AND SEQUENCE:** 2 years
- ✓ **FORMAT:** Classroom setting
- ✓ **LENGTH:** 45 – 60 minutes



Check out this 2-minute overview.



How **buZZ** works in the classRoom:

The Directions lead you step by step through these six steps each week. (See page 6)



#1

BUZZ BOND

This relationship-building time helps your leaders and kids get to know one another.
(5-10 minutes)

#2

GOD SIGHTINGS®

Kids learn how to see God in everyday circumstances throughout their week.
(up to 5 minutes)

#3

BIBLE BUZZ

What makes Buzz so special is the unique way Bible activities lead children deeply into God's Word. Every activity leads to one Point for the week.
(25-30 minutes)

#4

BUZZ IN ACTION

The Point doesn't stay at church. Kids learn to live out God's Word personally by applying what they learn in the coming week.
(5-10 minutes)

#5

LET'S PRAY

Buzz takes prayer to a whole new level. Buzz teaches kids how to pray with age-appropriate prayer starters.
(5-10 minutes)

FAITH BUZZ AT HOME

Faith Buzz at Home helps parents and kids keep faith conversations going all week long!

WHAT OUR FRIENDS IN MINISTRY ARE SAYING...

"As a new teacher, I'm so thankful to have Buzz. It is perfect for our class. The children really enjoy it, as well!"

—Sandy M., Children's Ministry Director, Nine Mile Falls, WA

THEME:

Tempest 13 Bible stories about supernatural events*(each age level has a new theme each quarter)***Week 6: April 7****Weird Weather in the Last Days** MATTHEW 24:1-8, 29; REVELATION 6:12-14 *We praise God.***What the Bible Says**

As Jesus left the Temple grounds, he told his disciples the buildings they admired would be completely demolished. Later on the Mount of Olives, the disciples asked when the destruction would come and what would signal Jesus' return and the end of the world. Jesus told them that many would claim to be the Messiah—the promised one who would save Israel. That there'd be wars and threats of wars, that famines and earthquakes would come.

Jesus said that people will see the sun and moon darken. Stars will streak across the sky and fall. And powers in the heavens will shake—all signs that the end's near.

John, writing in the book of Revelation, described Jesus breaking open a sixth seal and initiating a great earthquake, a darkened sun, and a moon as red as blood. John painted a picture of stars falling, the sky rolling up like a scroll, and mountains and islands moving from their places.

What It Means

In 70 AD, a widespread Jewish revolution against the Romans led to the destruction of Jerusalem as Rome retaliated. The Temple was demolished—just as Jesus predicted.

Jesus was less specific about his return. Yes, he was coming—that was definite. But when? Jesus echoed descriptions of the world's end mentioned in Joel 2 and Isaiah 34. He described the beginning as labor pains—wars, famines, and earthquakes. They'd come, and then they'd come with greater intensity and frequency. They'd signal the end...but not the end of God's people.

Throughout Jesus' teachings about dark days, there shines hope. He's coming back, and his return signals ultimate victory—a victory that brings glory to God.

Why It Matters

It's easy to get lost in discussions of Jesus' return.

There are endless theological interpretations about when the last days will come...which earthquakes and wars signal an imminent return of Jesus...what will or won't happen to God's people as it all unfolds.

In the midst of the debate, it's tempting to lose sight of the promise Jesus held up as beyond doubt or debate: He's returning.

And that's a good thing.

16

PREPARE THEIR HEARTS

Leaders dig into each week's passage and apply it to their lives on an adult level.



As in all things, Jesus' return will glorify God and fulfill his purpose of bringing Christ-followers closer to God.

And that's a very good thing.

Prayer Starter

Pray that your kids won't grow afraid about world events, but rather continue to give God glory in all they do and joyfully anticipate his return. Write your prayer here:

God Sightings®

Wars. Famines. Earthquakes.

This week, as you hear mention of such disasters in the news, remember—they're here. And they've *always* been here, as any geologist or historian is quick to confirm.

As you hear about disasters and suffering, look for God in the midst of it all, giving people hope.

17

**PRAY**

Leaders pray for their kids during the week.

GOD SIGHTINGS®


Leaders look for God each week—then share with kids.

Directions

WHAT YOU NEED EACH WEEK

WHAT YOU NEED

Leaders find every supply they'll need—and it's all in the box!



WEEKLY DEVOTIONS FOR LEADERS

Before class, read this week's devotion to prepare your heart! (2 copies per kit)




Tempest Box



Buzz Bond Cards



2 Decoders



Tempest CD



Key Verse Lyrics Sheet



Bible Buzz Cards Booklet



Atom Ball



Buzz In Action Cards



Color Cube



Let's Pray Cards



Twisty Launcher



Faith Buzz at Home Card Set



6 sets of Rainbow Clay



2 packages Mini Colored Pencils

YOU'LL NEED THESE CLASSROOM SUPPLIES:

- ☐ Bibles ☐ CD player ☐ tape ☐ pencils
- ☐ crayons ☐ glue ☐ scissors ☐ paper

SUPPLIES

These are the only outside supplies you'll ever need. It's that simple!



WHAT YOU DO EACH WEEK**Don't skip a step!****Before Class: Prepare Your Heart****(5 to 10 minutes)**

- 1 Open the Leader Devotions booklet , and read the Leader Devotion for this week.



IT'S SIMPLE

Step-by-step directions make it easy for leaders to pick up and go, and the steps remain the same all quarter to keep things super simple.

Part 1: Buzz Bond *where kids connect***(5 to 10 minutes)**

- 1 Let each person choose a Buzz Bond Card  by the "smart" title.
- 2 Have kids pass around the Decoders  and read their cards.
- 3 Go around the group and have kids each share about themselves, using the directions or answering the question on the card they got.
- 4 Got extra time? Do it again!

Part 2: God Sightings® *where kids see God at work***(up to 5 minutes)**

- 1 Have kids repeat one of the Key Verses below phrase by phrase:
 - **March 3-31:** "Don't let your hearts be troubled. Trust in God, and trust also in me." (John 14:1) (song: CD track 11)
 - **April 7-28:** "For your kingdom is an everlasting kingdom. You rule throughout all generations. The LORD always keeps his promises; he is gracious in all he does." (Psalm 145:13b) (song: CD track 4)
 - **May 5-26:** "Let all that I am praise the LORD; with my whole heart, I will praise his holy name." (Psalm 103:1) (song: CD track 6)
- 2 Lead kids in singing the Key Verse song on the CD . Refer to the song lyrics on the Key Verse Lyrics Sheet .
- 3 To help kids look for God all the time, tell about a time this week you saw God at work in your life. Then encourage kids to share stories of their own.

KEY VERSE


Each week, kids learn a Bible verse. The key verse songs on the CD help these Scriptures stick.

BIBLE BUZZ CARDS





Kids experience the Bible story five different ways. And kids get to choose what comes next, so they're never bored.

Part 3: Bible Buzz where kids dig into the Bible



(25 to 30 minutes)


- 1 Open the Bible Buzz Cards Booklet  to the five cards with the date closest to today.
- 2 Tear out all five different Bible Buzz Cards  for today's Bible lesson. Spread out the cards, picture down.
- 3 First, follow the directions on the Bible Buzz Card  with the  icon to lead kids in an amazing experience with the Bible.
- 4 Have kids sit in a circle, and bounce the Atom Ball  in the circle. The child it bounces toward gets to choose the next Bible Buzz Card  to experience.
- 5 Lead children by following the instructions on the Bible Buzz Card  the child chooses.
- 6 You've got three more cards to go, so repeat steps 4 and 5.



Part 4: Buzz in Action where kids apply what they've learned (5 to 10 minutes)

- 1 Read the  Point from the Bible Buzz Cards .
- 2 Roll the Color Cube .
- 3 Find the three or four Buzz in Action Cards  with the matching colored title.
- 4 Read all three or four of the matching cards, and have kids vote on which one to do.
- 5 Lead kids in completing the activity on the card that wins the vote.
- 6 Got more time? Do the runner-up card.



Part 5: Let's Pray where kids talk to God**(5 minutes)**

- 1 Spread out several of the Let's Pray Cards  on one side of the room, just in front of a wall.
- 2 Assemble the Twisty Launcher  by placing the small piece on the stick, followed by the propeller.



- 3 Have kids stand several feet away, and choose a child to launch the Twisty Launcher  at the cards.
- 4 If the Twisty Launcher  lands far from the cards, give another child a turn.
- 5 Lead kids in praying based on the instructions on the card the launcher lands closest to.
- 6 Got more time? Do it again!

Part 6: Faith Buzz at Home where kids take it home**(2 minutes)**

- 1 Find the sheet of Faith Buzz at Home Cards  with the date closest to today.
- 2 Rip the cards apart, and distribute one to each child.
- 3 As you distribute each Faith Buzz at Home Card , encourage kids to show it to their parents so they can use the card in a fun way to talk about the Bible story.

FAITH BUZZ AT HOME

Each child will get a Faith Buzz at Home card each week to take the fun and meaningful faith growth home. Now included in kit!



Tempest, Grades 3 & 4, Spring. © Group Publishing, Inc.
Printed in the United States of America. 123037

A LOOK AT BIBLE BUZZ CARDS

Week: Use this to help you determine which five cards you'll need each week. Use the cards with the date closest to today's date.

Bible: Look for this picture on one card each week—that's the card you'll start with.

Picture: Show kids the picture to help them visualize the story. (Note: Most weeks have the same picture on all five cards for that week.)

Lesson Title: This title tells you what story you'll teach.

Passage: These Bible verses are used in the lesson.

Activity Title: These titles tell kids what they'll do.

Smart: The kind of activity on each card is labeled here. For more information on the smarts, see the end of this booklet or look in your Leader Devotions introduction on page 4.

Point: This is the key application point kids will take away each week.

Activity: Each card contains a meaningful activity that will get kids engaged in God's Word.

Bible: Look for this picture on one card each week—that's the card you'll start with.



Body Smart **Escape It!**

POINT ➔ **WE TAKE GOD SERIOUSLY.**

Open your Bible to Genesis 19. SAY: Today's Tempest forecast is: fiery rain! The Bible tells about two cities—Sodom and Gomorrah. The people there were very disobedient, so God was about to destroy the cities in a powerful and amazing way. A man named Lot lived in Sodom, but God decided to rescue Lot. He sent angels who told Lot to hurry and get his relatives out of Sodom and Gomorrah. Lot told his relatives, but some didn't believe him. The angels rushed Lot and his family out of town and told them to run for their lives. "Run!"

Form two teams, designating a "Lot" for each team. Everyone else will be "Relatives." Have Lot stand on one side of the room and his "Relatives" on the other. SAY: When I say "run," Lot will run to a Relative, grab that person's hand, and run back to his side. That Relative will run back and grab another. The team that gets all its Relatives safely to the other side first wins. As they're running, everyone shout, "Hurry!"

Run for your life! Faster! Faster!

After each team has all its relatives together, SAY: Lot and his family escaped just as the destruction started. Read Genesis 19:24. Everyone, cover your head and run to the other side. As kids are running, SAY: God told them not to look back, but Lot's wife did, and she turned into a pillar of salt. Everyone freeze. After a few moments, have everyone relax and sit down.

ASK: Talk about whether you think God's punishment of Sodom and Gomorrah was just. How about his punishment of Lot's wife?

Tell about a time of disobedience, trouble or even...

SAY: God showed his love to the people who disobeyed. He destroyed the cities of Sodom and Gomorrah, but he didn't plan to do that to Abraham. Lot's wife disobeyed God, and she became a pillar of salt. God was willing to save Lot and his family if they obeyed God. None, so God only saved Lot and his family. Lot's wife took our disobedience, so WE TAKE GOD SERIOUSLY.

Bible Buzz Card, Grades 3 & 4, Week 1: March 3
© Group Publishing, Inc.

Week: Use this to help you determine which five cards you'll need each week. Use the cards with the date closest to today's date.

"SMARTS"

Throughout the five cards each week, kids will use different "smarts" to dig into the Bible. You can reach all learners with these great activities!

Picture Smart**Report It!****POINT ➔ WE PRAISE GOD.**

Have kids get into pairs.

SAY: Today you have a special job to do at your local TV station. The person who normally does the weather has called in sick and left you without a forecast. You'll need to read today's Bible passage and then relate it in the form of a weather report. One of you will be the meteorologist, and your partner will create and hold up pictures of the weather for our audience as you give our Tempest forecast.

Give each pair a Bible, several pieces of paper, and set out the *Mini Colored Pencils*.

SAY: Make sure to appear as professional as you can so no one can tell that you don't usually report on the weather. Cover all the important aspects of a weather forecast, including the temperature, the forecast for the next several days, and the chance of rain or other weather. For example, you might include the high and the low temperatures by saying: "The

high point for today is that Jesus is coming back. The low is that there will be wars." Or you might say: "You definitely won't need those shades, because the sun is going to go dark. Don't leave without your umbrella, because there's an extreme chance of falling stars."

Allow time for kids to read Matthew 24:1-8, 29 and Revelation 6:12-14. Then have kids create a forecast and work together to draw pictures based on what they've read. Have pairs take turns giving their forecasts.

ASK: Tell about a time the weather scared you.

What, if anything, scares you about our passages today?

Why do you think God will allow these storms and catastrophes to happen?

SAY: Before Jesus comes back, God will use every aspect of nature to show his power and to bring people to him. In the mean time, ➔ **WE PRAISE GOD.**



Weird Weather in the Last Days
Matthew 24:1-8, 29; Revelation 6:12-14
WEEK 6: APRIL 7

ICONS

Look for the Bible icon on each week's set of five cards to know where to start. Kids will experience the full Bible story on this card.



Bible Buzz Card, Grades 3 & 4, Week 6: April 7
© Group Publishing, Inc.

26

DIGGING IN

Four more cards each week help kids dig further into the Scripture.

Music Smart**Reflect It!****POINT ➡ WE PRAISE GOD.**

Give each person a piece of paper and one of the *Mini Colored Pencils*.

SAY: Spread out around the room and find a place where you can sit by yourself and won't be distracted. Allow time. I'm going to play a song from our CD. Sit quietly throughout the song, and think about what the words mean to you.

Play ● "For the Glory of God" (1 Corinthians 10:31) (track 10) from the *CD*.

SAY: In a moment, I'll play the song again. But this time I want you to think about the following questions while you listen to the words.

ASK: What does it mean to you to give God glory?

How will you use your gifts and talents to show God's power?

Play the song again. Have kids journal or draw in response. Remind kids that this is a time to interact with God about what they've heard and are thinking about.

Afterward,

ASK: What are some things you thought about in response to the questions I asked earlier?

What's one thing you'll do differently as a result of what you thought about today?

SAY: Whatever we do each day, we need to remember to do it all to help show off God. With our actions, ➡ **WE PRAISE GOD**, and we know that one day all of creation will do the same.

Nature
Smart

Share It!

**POINT ➔ WE PRAISE
GOD.**

Take kids outside or near a window. If there are no clouds, distribute paper and *Mini Colored Pencils*.

SAY: Just as the sun and the moon and the whole world will show how awesome and powerful God is in the last days, we need to show off God's power every day in our own lives. We can show God's power in what we say and do. Showing God's power means we help the people around us recognize who God is by how we live our lives. It also means we live as if we're worshipping God in everything we do. That's how ➔ **WE PRAISE GOD.**

Let's do some cloud watching as we think of ways we can give praise to God and show his power through everyday objects.

Have kids lie down or simply look up at the clouds. Encourage kids to call out objects they see in the clouds, and then brainstorm as a group ways you can use each object to give praise to God.

(If there aren't any clouds in the sky, encourage kids to take turns drawing

cloud-like shapes of objects in their bedrooms such as a soccer ball, a video game, and a pencil. Then have other kids call out ways they could use those items to bring praise to God.)

ASK: How do you show God's power in your daily life?

How can you show God's power in one of your everyday activities this week?

SAY: One day Jesus will return and we can praise him in heaven forever. For now, listen to what **Matthew 24:42** says. Have a willing child read aloud Matthew 24:42.

ASK: What does it mean to live in such a way that you're waiting and watching for Jesus?

SAY: Watching for Jesus doesn't mean we have to watch the clouds all the time, waiting for Jesus to come through them. It means we live in a way that praises God, so we'd be happy for Jesus to come back and see what we're doing at any moment. ➔ **WE PRAISE GOD** and show his power in what we say and do with the everyday things that come our way.

IT'S EASY

Kit supplies stand out so you can quickly grab them.

PRACTICAL APPLICATION

Each week focuses on a practical application point.

Body Smart**Pose It!****POINT ➔ WE PRAISE GOD.**

Have kids scatter around the room. Explain that you'll call out some events from today's Bible passages. As soon as you do, have kids assume the corresponding poses listed below. Practice the poses a couple of times and then call out each of the disasters at random. After kids have assumed each pose, ask one or two children to respond to the related question while in pose. Continue calling out disasters and using the discussion questions until everyone has had a chance to share.

Famine: Pretend to eat as fast as you can.

ASK: **How can you praise God while eating?**

Earthquake: Grab on to a partner for support.

ASK: **How can you praise God when a friendship feels shaken up?**

War: Put up your fists like you're boxing.

ASK: **How can you praise God when you're fighting with your parents or siblings?**

Falling stars: Get on your hands and knees and cover your head.

ASK: **How can you praise God when it feels like your life is falling apart?**

Sky going dark: Cover your eyes.

ASK: **How can you praise God when you can't see or don't understand what he's doing in your life?**

SAY: **Even when there are famines, earthquakes, and wars, we know God's still in control. In fact, we're learning that he already knows all these crazy things will happen! But we also know he'll take us to be with him in heaven. No matter what's happening around us, we know God's in control and he'll ultimately bring us to a perfect place. That's why ➔ WE PRAISE GOD.**

Word
Smart

Read It!

POINT ➔ **WE PRAISE GOD.**

SAY: We're learning today that even when bad things such as earthquakes, war, and famine happen, we still need to praise God. That's because God's still the one who's in control. Let's use the Bible to discover more about God's power.

Have kids form pairs and give each pair a Bible.

Then give each pair one of the following Bible references and corresponding question and allow time for pairs to find and read the verse and discuss the question with their partners. (If you have extra verses, you can either skip them or give pairs more than one Bible verse to read and discuss.)

- Psalm 44:8: What does it look like for you to praise God all day long?
- Isaiah 43:7: What does it mean to you that you're made for God's glory?
- Romans 1:5: How can you bring glory or praise to God's name?

- Romans 6:13: What does it look like to give yourself completely to God?
- 2 Timothy 2:10: Why do you or don't you feel the same way as the author of 2 Timothy?

Afterward,

ASK: What did you talk about with your partner?

What's one thing you'll do this week to help you remember to praise God in any circumstance?

SAY: ➔ **WE PRAISE GOD** because he's the only god. This week, commit to memorizing one of these verses to help you remember that no matter what hard things you go through, God still deserves all the praise.

QUESTIONS

Activities are always debriefed with meaningful questions that get kids thinking and talking about faith.

FAITH**bUZZ
At hOme**

The “take-homes” that actually make it **HOME...**
AND CHANGE FAMILIES!



Kids will be eager to initiate these game-like experiences that encourage faith conversations with their parents. These fun and simple weekly conversation pieces help families grow in faith together.

In each kit you'll get 13 sheets of 10 perforated cards—one for each week for up to 10 kids. Need more? Photocopy them on cardstock for your unexpected visitors to make sure everyone is included in bringing the faith conversation home!

Here's why we think you'll love the new Faith Buzz at Home Cards:

- There's a new card every week—making it easy to give to every child!

- Reproducible cards means you'll never have to worry about running short if your attendance unexpectedly surges.*

- Faith Buzz at Home is more than just a family activity. The card itself becomes a gizmo as kids and their families use it in a playful way to unpack that week's truth.

- The cards are dated to make it ultra-easy to get the right week in each child's hands.

* Note: We recommend using cardstock for photocopies, as many of the activities won't work on regular paper. On occasion, there may be some activities that will only work with the original printed card sheets.

ORDER NOW!

Shop now by contacting your favorite curriculum supplier

