



sample PaK

AGE LEVEL: Grades 1 & 2

THEME: Clash

13 Bible stories where God deals with bullies

✓ **OVERVIEW OF BUZZ**

✓ **HOW BUZZ WORKS**

✓ **SAMPLE LESSON:**

- Leader Devotion
- Directions
- Bible Buzz Cards
- Faith Buzz @ Home

✓ **HOW TO GET STARTED**

Discover Buzz—the instant Sunday school—
where all you prepare is your heart.



GET KIDS

bUZZiNg AbOUt GoD!



KAREN loves kids. Loves 'em! She's always been one of the first to volunteer to help in your children's ministry. But the hours of preparation and study are wearing her down. And lately it seems she's usually busy on Sundays.

THEN you heard the buzz about a curriculum they called "instant." Could a no-prep Sunday school actually work?

NOW Karen just opens the box and gets going. She's free to do what she does best—share her love of Jesus with kids...and change their lives forever.

GETTING more volunteers—and keeping them longer—is something you don't have to worry about anymore. You can aspire for more in children's ministry with Buzz Sunday school.

SWEET!

All you prEpare iS YoUr hEaRt!

Volunteers love it because it's easy. Kids love it because it's different every week. YOU'LL love it because...

- Buzz is perfect for busy volunteers. Since all they prepare is their heart, you'll never burn them out.
- Buzz keeps kids' attention with Bible stories they haven't heard before—those less often told but just as memorable. Children learn in their own style, and they choose which way the lesson goes.
- You simply open the box and go. Teachers follow the lesson step by step, experiencing God's Word together with the kids.

Group's Buzz Sunday school curriculum gives you everything you need to be a super success. And best of all, you'll bring kids closer to Jesus!



What's Inside...

Overview	2
How Buzz Works	4
Leader Devotions	5
Directions	6-9
Bible Buzz Cards	10-15
Faith Buzz at Home	16
Getting Started	17



SEE WHY **BUZZ** WILL WORK FOR YOU!

- ✓ **5 AGE LEVELS:** Preschool, Pre-K&K, Grades 1&2, Grades 3&4, Grades 5&6
- ✓ **SCOPE AND SEQUENCE:** 2 years
- ✓ **FORMAT:** Classroom setting
- ✓ **LENGTH:** 45 – 60 minutes



Check out this 2-minute overview.



How **buZZ** works in the classRoom:

The Directions lead you step by step through these six steps each week. (See page 6)



#1

BUZZ BOND

This relationship-building time helps your leaders and kids get to know one another.

(5-10 minutes)

#2

GOD SIGHTINGS®

Kids learn how to see God in everyday circumstances throughout their week.

(up to 5 minutes)

#3

BIBLE BUZZ

What makes Buzz so special is the unique way Bible activities lead children deeply into God's Word. Every activity leads to one Point for the week.

(25-30 minutes)

#4

BUZZ IN ACTION

The Point doesn't stay at church. Kids learn to live out God's Word personally by applying what they learn in the coming week.

(5-10 minutes)

#5

LET'S PRAY

Buzz takes prayer to a whole new level. Buzz teaches kids how to pray with age-appropriate prayer starters.

(5-10 minutes)

FAITH BUZZ AT HOME

Faith Buzz at Home helps parents and kids keep faith conversations going all week long!

WHAT OUR FRIENDS IN MINISTRY ARE SAYING...

"As a new teacher, I'm so thankful to have Buzz. It is perfect for our class. The children really enjoy it, as well!"

—Sandy M., Children's Ministry Director, Nine Mile Falls, WA

THEME:

Clash 13 Bible stories where God deals with bullies*(each age level has a new theme each quarter)***Week 8: April 21****Jezebel the Liar** 1 KINGS 21:1-19 *We tell the truth.***What the Bible Says**

King Ahab proposed a real-estate transaction with his neighbor, Naboth: Trade your vineyard for a better vineyard or sell it to me for cash. Naboth turned down the offer. He wouldn't part with his land.

Queen Jezebel noticed her husband sulking and, after chiding him about his inability to make the deal happen, announced she'd get the land.

Jezebel forged royal documents and sent them to leaders in Naboth's community. They were to call a meeting for fasting and prayer and to seat Naboth prominently at the meeting.

Then two recruited liars would accuse Naboth of cursing God and the king. On the weight of that false evidence, Naboth would be stoned to death.

The plan worked—and Naboth's vineyard was suddenly available.

Jezebel sent Ahab to claim the land, not knowing God had also sent the prophet Elijah to intercept Ahab with chilling news: Because of his actions, dogs would lick Ahab's blood at the very place dogs licked Naboth's blood.

What It Means

Naboth's refusal to let go of his land shouldn't have surprised Ahab. Israelites believed their land was an inheritance from God, so they didn't sell it. It might be leased, but only in extreme circumstances. The only way Ahab could have Naboth's land was to lie—or to approve of Jezebel's lying schemes on his behalf.

Technically, Ahab didn't tell a lie; Jezebel did that for him. But notice that the technicality didn't protect Ahab from God's anger—or God's justice. God looks at our hearts, not our ability to manipulate circumstances.

Why It Matters

Ours is a culture that has grown skilled at bending the rules. It's not really a lie if we just leave out a piece of the story, right? Or if we let people reach the wrong conclusions? God doesn't play that game.


Whether our dishonesty is a lie of commission (like Jezebel's forgery and duplicity) or a lie of omission (like Ahab's letting others believe he had nothing to do with Naboth's death), we're on the hook—and God takes lying very seriously.

What God values is integrity...telling (and living) the truth.

20

**PREPARE THEIR HEARTS**

Leaders dig into each week's passage and apply it to their lives on an adult level.

**Prayer Starter**

Pray that kids resist the temptation to lie, to say whatever it takes to stay out of trouble or to please others. Write your prayer here:

PRAY

Leaders pray for their kids during the week.

God Sightings®

This week, remember that you serve a God of truth. He never wavers; every word holds true, in every situation. Invite God to ground you in that truth, and look for him to infuse you with his faithfulness. Accept God's help so that telling the truth will come naturally to you, no matter what.

GOD SIGHTINGS®

Leaders look for God each week—then share with kids.

21

Directions

WHAT YOU NEED EACH WEEK

WHAT YOU NEED

Leaders find every supply they'll need—and it's all in the box!



WEEKLY DEVOTIONS FOR LEADERS

Before class, read this week's devotion to prepare your heart! (2 copies per kit)



Clash Box



Buzz Bond Cards



2 Buzz Parachuters



Clash CD



Key Verse Lyrics Sheet



Bible Buzz Cards Booklet



Never-Fall Mouse



Buzz in Action Poster



Let's Pray Spinner



2 Bottles of Buzz Bubbles



Faith Buzz at Home Card Set



Buzz Spring



6 sets of Rainbow Clay



Mini Stampers Markers

YOU'LL NEED THESE CLASSROOM SUPPLIES:

- ☐ Bibles ☐ CD player ☐ tape ☐ pencils
- ☐ crayons ☐ glue ☐ scissors ☐ paper

SUPPLIES

These are the only outside supplies you'll ever need. It's that simple!




WHAT YOU DO EACH WEEK**Don't skip a step!****Before Class: Prepare Your Heart****(5 to 10 minutes)**

- 1 Open the Leader Devotions booklet , and read the Leader Devotion for this week.



IT'S SIMPLE

Step-by-step directions make it easy for leaders to pick up and go, and the steps remain the same all quarter to keep things super simple.

Part 1: Buzz Bond *where kids connect***(5 to 10 minutes)**

- 1 Spread out several Buzz Bond Cards .
- 2 Have kids form two teams, and have each team drop a Buzz Parachuter  onto the cards.
- 3 Have kids cheer for their parachuter to land first.
- 4 Follow the instructions on the card the first Buzz Parachuter  landed on or closest to.
- 5 Got extra time? Do it again!

Part 2: God Sightings® *where kids see God at work***(up to 5 minutes)**

- 1 Have kids repeat one of the Key Verses below phrase by phrase:
 - **March 3-31:** "That at the name of Jesus every knee should bow, in heaven and on earth and under the earth, and every tongue confess that Jesus Christ is Lord, to the glory of God the Father." (Philippians 2:10-11) (song: CD track 3)
 - **April 7-28:** "Fear of the LORD is the foundation of wisdom. Knowledge of the Holy One results in good judgment." (Proverbs 9:10) (song: CD track 2)
 - **May 5-26:** "If we are unfaithful, he remains faithful, for he cannot deny who he is." (2 Timothy 2:13) (song: CD track 4)
- 2 Lead kids in singing the Key Verse song on the CD . Refer to song lyrics on the Key Verse Lyrics Sheet .
- 3 To help kids look for God all the time, tell about a time this week you saw God at work in your life. Then encourage kids to share stories of their own.

KEY VERSE









Each week, kids learn a Bible verse. The key verse songs on the CD help these Scriptures stick.

BIBLE BUZZ CARDS

Kids experience the Bible story five different ways. And kids get to choose what comes next, so they're never bored.





Part 3: Bible Buzz where kids dig into the Bible

(25 to 30 minutes)



- 1 Open the Bible Buzz Cards Booklet  to the five cards with the date closest to today.
- 2 Tear out all five different Bible Buzz Cards  for today's Bible lesson. Spread out the cards, picture down.
- 3 First, follow the directions on the Bible Buzz Card  with the  icon to lead kids in an amazing experience with the Bible.
- 4 Set out the Clash Box . Wind up the Never-Fall Mouse  on the box. The child it points to when it stops gets to choose the next Bible Buzz Card  to experience.
- 5 Lead children by following the instructions on the Bible Buzz Card  the child chooses.
- 6 You've got three more cards to go, so repeat steps 4 and 5.

Part 4: Buzz in Action where kids apply what they've learned



(5 to 10 minutes)

- 1 Read the  Point from the Bible Buzz Cards .
- 2 Set the Buzz In Action Poster  on a table or other hard surface.
- 3 Choose a child to wind up the Never-Fall Mouse  and place it on the poster.
- 4 Have kids redirect the mouse if it veers off the poster.
- 5 When the mouse stops, read the sentence started on the section under it. Have kids each finish the sentence.
- 6 Got more time? Do it again!

Part 5: Let's Pray where kids talk to God**(5 minutes)**

- 1** Form a circle, and choose a child to blow Buzz Bubbles .
- 2** See who the last bubble lands closest to, and give that child the Let's Pray Spinner .
- 3** Have that child close his or her eyes, spin the spinner three times, and then point his or her finger at the bottom circle.
- 4** Use the aligned sections the child is pointing to for your prayer starter. For example, if "Family" on top aligns with "Please help..." on the bottom, all of the kids will ask God to help a family member.

Part 6: Faith Buzz at Home where kids take it home**(2 minutes)**

- 1** Find the sheet of Faith Buzz at Home Cards  with the date closest to today.
- 2** Rip the cards apart, and distribute one to each child.
- 3** As you distribute each Faith Buzz at Home Card , encourage kids to show it to their parents so they can use the card in a fun way to talk about the Bible story.

FAITH BUZZ AT HOME

Each child will get a Faith Buzz at Home card each week to take the fun and meaningful faith growth home. Now included in kit!




Clash, Grades 1 & 2, Spring. © Group Publishing, Inc.
Printed in the United States of America. 123036

A LOOK AT BIBLE BUZZ CARDS

Week: Use this to help you determine which five cards you'll need each week. Use the cards with the date closest to today's date.

Bible: Look for this picture on one card each week—that's the card you'll start with.



Picture: Show kids the picture to help them visualize the story. (Note: Most weeks have the same picture on all five cards for that week.)

Lesson Title: This title tells you what story you'll teach.

Passage: These Bible verses are used in the lesson.

Activity Title: These titles tell kids what they'll do.

Smart: The kind of activity on each card is labeled here. For more information on the smarts, see the end of this booklet or look in your Leader Devotions introduction on page 4.

Point: This is the key application point kids will take away each week.

Activity: Each card contains a meaningful activity that will get kids engaged in God's Word.

Bible: Look for this picture on one card each week—that's the card you'll start with.

Picture Smart **Sculpt It!**

POINT WE OBEY GOD.

Open your Bible to Matthew 2, and show kids the words. Give each child some *Rainbow Clay*.

SAY: Today we're going to learn about a clash with an evil king in the Bible. Listen to this passage as I read it. When I pause, use the *Rainbow Clay* to sculpt what I tell you. You'll make four sculptures, so save enough clay to make each one.

Read Matthew 2:1-3, 7-9. Pause for kids to sculpt a star.

Read Matthew 2:10-12. Pause for kids to sculpt a present.

Read Matthew 2:13-16. Pause for kids to sculpt a baby.

Read Matthew 2:19-23. Pause for kids to sculpt an angel.

SAY: You each listened to me and obeyed my commands when I asked you to sculpt something. And Joseph listened to God and obeyed in this Bible passage.

ASK: Why was it important for Joseph to obey God?

What are some reasons it's important for you to obey God?

SAY: God doesn't ask us to obey him just because he likes being in control. God asks us to obey him because he wants to protect us and he wants what's best for us. Jesus would've been in serious danger from the bully Herod if Joseph hadn't obeyed. And if we disobey, we might find ourselves in bad situations, too. That's why **WE OBEY GOD.**

Week: Use this to help you determine which five cards you'll need each week. Use the cards with the date closest to today's date.

Bible Buzz Card, Grades 1 & 2, Week 1: March 3
© Group Publishing, Inc.

"SMARTS"

Throughout the five cards each week, kids will use different "smarts" to dig into the Bible. You can reach all learners with these great activities!

Logic
Smart

Guess It!**POINT → WE TELL THE TRUTH.**

Ask kids to each think of three sentences about themselves. Two sentences should be true, and one should be false. Share examples of your own.

Allow time. Then have kids share their sentences, and encourage other kids to show which statements they think are false by booing for the false statements and cheering for the ones which are true.

SAY: Telling the truth is serious business. Open your Bible to 1 Kings 21, and show kids the words.

We'll meet King Ahab and his wife, Jezebel. They caused a big clash by not telling the truth. When you hear anything related to lying, boo like you did in our game. When you hear something about the truth, cheer.

King Ahab wanted a vineyard, which is a garden for grapes. But it belonged to a man named Naboth. When Naboth refused to give it to the king, Ahab went home

and pouted. Ahab's wife, Jezebel, decided that she would get the vineyard for her husband. Jezebel sent letters to the leaders of the village and claimed they were from Ahab. Pause for booing. Jezebel told the leaders to gather people together for a celebration and have two people say Naboth cursed God and the king. Pause for booing. The leaders and King Ahab went along with Jezebel's lie, and Naboth was punished. Pause for booing. Jezebel told Ahab to go and get Naboth's vineyard for himself.

But God saw Jezebel's lies and sent the prophet Elijah to King Ahab. Elijah told Ahab that God knew the truth and that God would punish Jezebel and him. Pause for cheering.

ASK: What did you learn about the results of lying?


Tell about a time you lied. What were the results of your lie?

SAY: Jezebel was a bully who convinced people to lie so she could get her way. But truth always wins out over lies. The Bible tells us later on that Jezebel got exactly the punishment Elijah warned about. Jezebel's actions teach us that

→ WE TELL THE TRUTH.



Bible Buzz Card, Grades 1 & 2, Week 8: April 21
© Group Publishing, Inc.

**ICONS**

Look for the Bible icon on each week's set of five cards to know where to start. Kids will experience the full Bible story on this card.

36



Sing It!

POINT WE TELL THE TRUTH.

Have a willing child help you lead kids in singing and doing the motions for "For the Glory of God" (1 Corinthians 10:31) (track 11) on the **CD**.

SING:

(Chorus)

So whether you eat or drink *(point to your mouth),*

Or whatever you do *(march in place),*

Do it all for the glory of God. *(Raise both hands high.)*

Whether you eat or drink *(point to your mouth),*

Or whatever you do *(march in place),*

Do it all

For the glory, the glory of God.

(Raise both hands and sway.)

For the glory of God!

For the glory of God!

For the glory, for the glory of God.

For the glory, for the glory of God.

You could be a scientist. *(Point to your head.)*

You could be a soccer player. *(Kick a pretend soccer ball.)*

It doesn't matter, as long as

You do it all for the glory of God!

(Raise both hands and sway.)

(Repeat chorus.)

You could be a brother or sister.

You could be a best friend, too. *(Put your arms across the shoulders of people next to you.)*

It doesn't matter, as long as

You do it all for the glory of God!

(Raise both hands and sway.)


(Repeat chorus.)

"For the Glory of God" (1 Corinthians 10:31) by Jay Stocker. © 2005 Group Publishing, Inc. All rights reserved.

ASK: What does this song have to do with telling the truth?

How does telling the truth bring glory to God or show his goodness?

What are some ways we can show others the truth about how amazing God is?

SAY: Telling the truth doesn't just mean not lying. There are all kinds of things we know are true about God, and ways we've seen him working in our lives. When we share those things with others, we bring glory to God.  **WE TELL THE TRUTH** about how great God is.

DIGGING IN

Four more cards each week help kids dig further into the Scripture.

Picture
Smart

Stamp It!

POINT ➡ **WE TELL
THE TRUTH.**

SAY: Sometimes we're tempted to lie because it seems easier than telling the truth or because we think we'll get what we want by lying. Jezebel thought that by lying, she would get Naboth's vineyard for her husband. What Jezebel learned was that even when she thought she got away with lying, God knew the truth.

Pass out paper. SAY: **Think about a lie you've told recently that you thought you got away with. I'm going to name all the stampers we have in our *Mini Stampers Markers*. Think of which one best represents your lie.** Show kids all the stampers and tell them what color and stamp each one is. Then while kids think, turn around and switch the caps on all the markers. Hold them in your hand in such a way that only the caps are showing, and invite kids to choose the stamper they wanted.

After the markers are passed out, SAY: **The caps on the markers were a bit deceiving. But now that you've got them all out, you can see what they really are. Go ahead and trade for the one you really**

wanted. Pause. If multiple kids want the same stamper, give each a turn to follow the next directions.

SAY: **Take your stamper and stamp your paper once for the lie. Then think through all the effects of your lie. Did you have to tell another lie to cover the first one? Did someone's feelings get hurt? Make a stamp for every negative effect you can think of.** Allow time.

ASK: **How was your lie like or unlike the way the marker caps tricked you?**

How did your one lie turn into a lot of negative things?

Explain why you think it's a bad idea to lie.

SAY: **When you looked at only the marker caps, they may've let you think you were picking a different marker than you ended up with. But there was an easy way to tell the truth—look at the marker itself. When we lie, God knows the truth. He can see it as clearly as you could see the true marker once you could look at the whole thing. And like the way the stamps on your paper spread, our lies spread and hurt other people. That's why** ➡ **WE TELL THE TRUTH.**

IT'S EASY

Kit supplies stand out so you can quickly grab them.

PRACTICAL APPLICATION

Each week focuses on a practical application point.

People Smart

Join It!

POINT ➔ WE TELL THE TRUTH.

Choose a willing child to lead a game of Chain Tag.

SAY: Whoever gets tagged has to link arms with the Tagger and help tag others. The goal is to make as many people join the chain as possible. The last person left out of the chain wins.

Play several rounds so each child gets a turn to start the chain.

ASK: What was it like to have a whole crowd of people chasing you?

If you were tagged, you joined the chain. When are times in real life when it's a bad idea to join the crowd and do whatever they do?

What could you do if a whole bunch of kids in your class at school were joining together to tell a lie? What if your friend asked you to lie to trick his or her mom?

SAY: As the chain in our game got bigger, it was harder to avoid it. It can be hard to tell the truth when

people pressure you to lie, but you always have the choice to do the right thing. Jezebel pressured the leaders to spread her lies, and they went along with it. We don't need to let our friends pressure us to lie.

➔ **WE TELL THE TRUTH.**

Bible Buzz Card, Grades 1 & 2, Week 8: April 21

© Group Publishing, Inc.

39

Body
Smart

Spread It!

POINT ➔ **WE TELL
THE TRUTH.**

Take out the *Buzz Bubbles*, and gather the children in a small section of the room where there's only enough space to stand or sit. Mark clear boundaries and tell kids they have to stay inside those lines.

SAY: As I blow these bubbles, try to dodge them so they don't touch you. Blow the bubbles over kids' heads so the bubbles rain down on them.

Give one bottle of bubbles to a child. Hand out just the wand from the second bottle. Make the boundaries just a little bigger. **SAY:** Let's play round 2. This time, you'll still try to avoid getting hit by a bubble when [name of child with the bottle of bubbles] blows them. But [name of child with just the wand] will try to catch the bubbles on the wand and blow them to make more bubbles.

Play round 2 several times, switching up who has the bubbles and who has the wand.

ASK: How easy or hard was it to avoid the bubbles each time?

In round 2, we used the first bubbles to make even more bubbles. How do lies spread and turn into more lies?

Tell about a time you or someone you knew told a lie, and it hurt other people.

SAY: In the Bible, Jezebel lied, and it hurt Naboth. And 2 Kings 9:26 tells us that Naboth had sons who were hurt, too. Just like the bubbles, our lies can spread to other people and hurt them. And sometimes, one lie turns into a whole bunch of lies to keep covering up the truth. ➔ **WE TELL THE TRUTH** so that our lies don't hurt ourselves or others.

QUESTIONS

Activities are always debriefed with meaningful questions that get kids thinking and talking about faith.

FAITH**bUZZ**
At hOme

The “take-homes” that actually make it **HOME...**
AND CHANGE FAMILIES!



Kids will be eager to initiate these game-like experiences that encourage faith conversations with their parents. These fun and simple weekly conversation pieces help families grow in faith together.

In each kit you'll get 13 sheets of 10 perforated cards—one for each week for up to 10 kids. Need more? Photocopy them on cardstock for your unexpected visitors to make sure everyone is included in bringing the faith conversation home!

Here's why we think you'll love the new Faith Buzz at Home Cards:

- There's a new card every week—making it easy to give to every child!

- Reproducible cards means you'll never have to worry about running short if your attendance unexpectedly surges.*
- Faith Buzz at Home is more than just a family activity. The card itself becomes a gizmo as kids and their families use it in a playful way to unpack that week's truth.
- The cards are dated to make it ultra-easy to get the right week in each child's hands.

* Note: We recommend using cardstock for photocopies, as many of the activities won't work on regular paper. On occasion, there may be some activities that will only work with the original printed card sheets.

ORDER NOW!

Shop now by contacting your favorite curriculum supplier

